

(3661 TT)

# 世芯電子

1Q23法人說明會

May 09<sup>th</sup>, 2023

# Safe Harbor Disclaimer



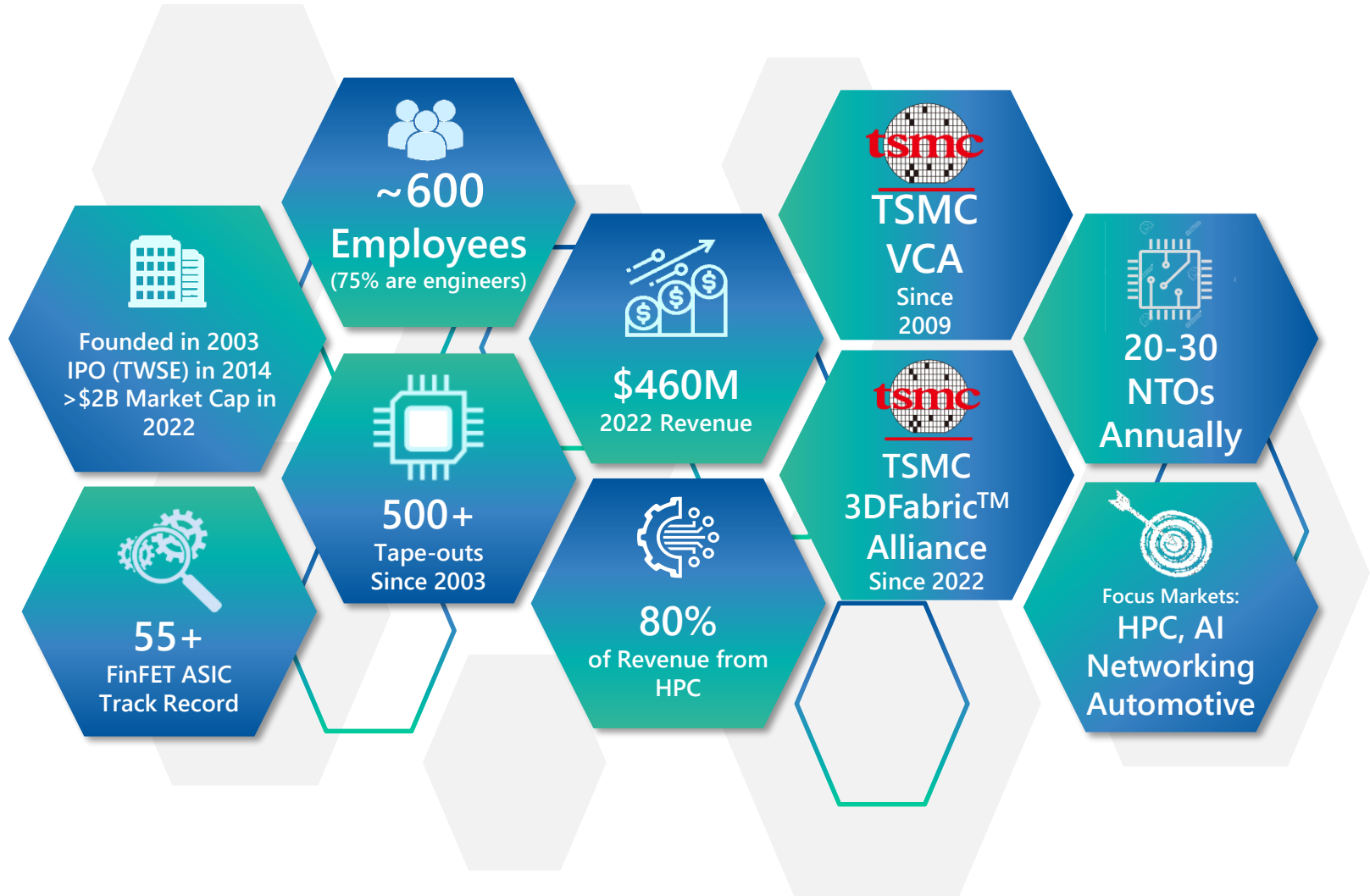
This presentation contains forward-looking statements, including statements about business outlook and strategy, and statements about historical results that may suggest trends for our business. These statements are based on estimates and information available to us at the time of this presentation and are not guarantees of future performance. Actual results could differ materially from our current expectations as result of many factors, including: our financial performance, including our net revenue, cost of revenue, operating expenses and ability to sustain profitability; our planned capital expenditures; our ability to expand our customer base; our ability to expand our product and service offerings; the impact of seasonality on our business; our ability to remediate the material weaknesses and significant deficiencies in our internal control over financial reporting; our ability to stay abreast of modified or new laws applying to our business; and our spending of the net proceeds from this offering. Except as required by law, we undertake no obligation to update any forward-looking statements, whether as a result of new information, future events, or otherwise.





- This meeting will be in English, If you need Chinese presentation slides, please go to MOPS to download the Chinese version
- Participants please write down your questions to host through Zoom's message function with your and your company name
- Please use the “raise hand” function through Zoom for the Q&A session, the host will unmuted you for your questions
- The video and audio content of this meeting will upload to MOPS (Market Observation Post System)

# 公司簡介



# 總經理報告



- 1Q23營收及獲利皆為歷史新高
- 高效能運算類晶片出貨強勁
- 公司持續在先進製程領域保持領先地位
- 公司持續積極調整以因應地緣政治帶來的變化

# 1Q23單季損益



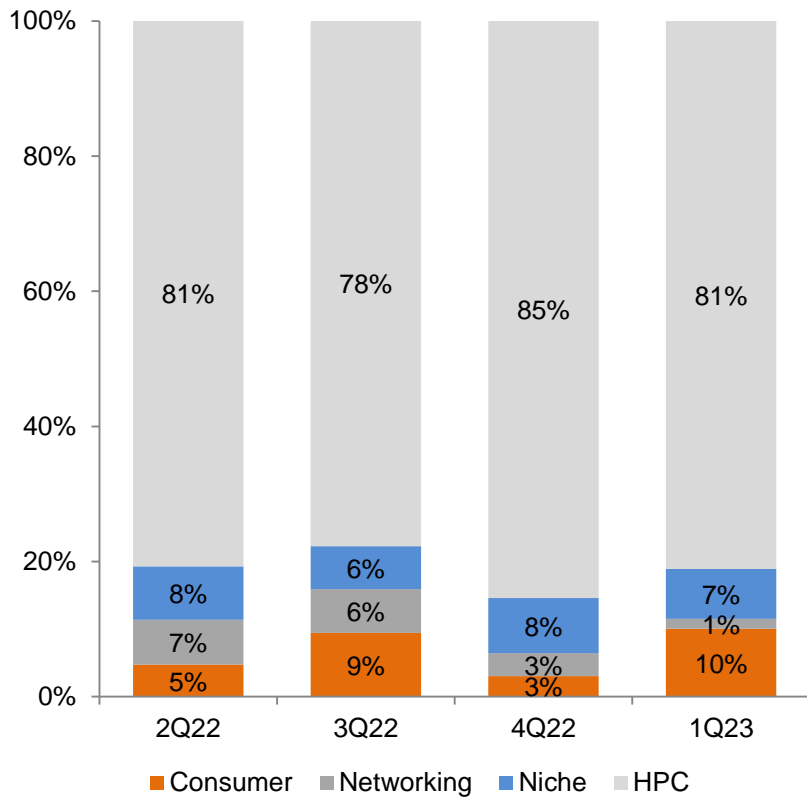
| US\$'000       | 4Q22    | 1Q23    | QoQ (%) | YoY(%) |
|----------------|---------|---------|---------|--------|
| Revenue        | 148,290 | 188,071 | 26.8    | 101.2  |
| COGs           | 107,901 | 148,640 | 37.8    | 158.8  |
| Gross Profit   | 40,389  | 39,431  | -2.4    | 9.4    |
| Op. Exp        | 20,362  | 18,498  | -9.2    | 12.2   |
| Op. Income     | 20,027  | 20,933  | 4.5     | 7.0    |
| Non. Op.       | 1,829   | 3,055   | 67.0    | 328.1  |
| Pre-Tax Profit | 21,857  | 23,988  | 9.8     | 18.3   |
| Income Tax     | -5,427  | -4,868  | -10.3   | 14.5   |
| Net income     | 16,430  | 19,120  | 16.4    | 19.3   |
| EPS (NT\$)     | 7.15    | 8.09    |         |        |

EPS is calculated on concurrent shares outstanding and FX

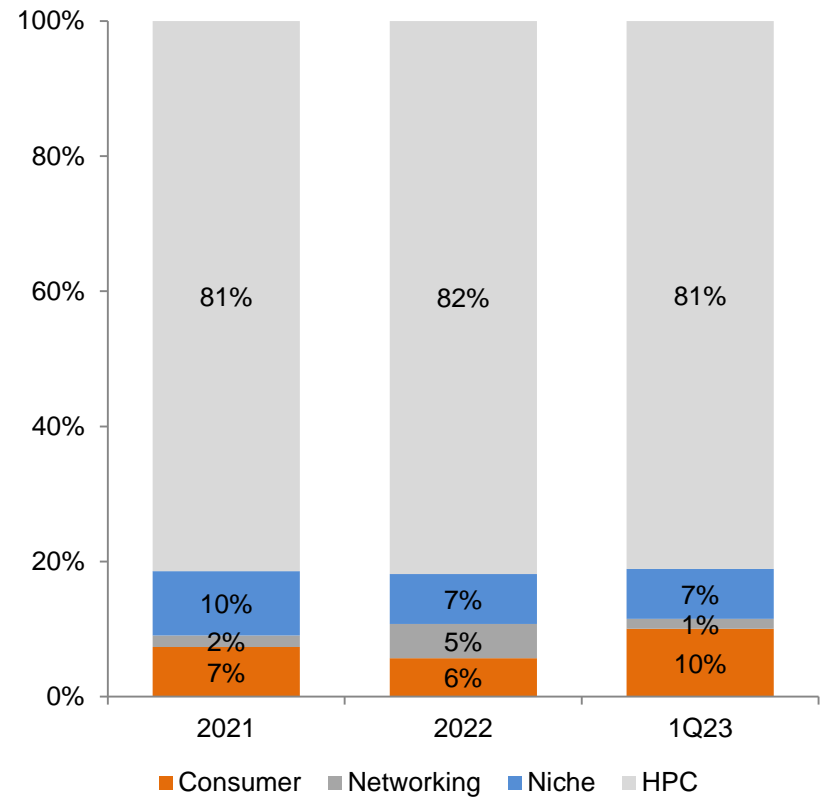
# 應用別之營收分布



## 單季度



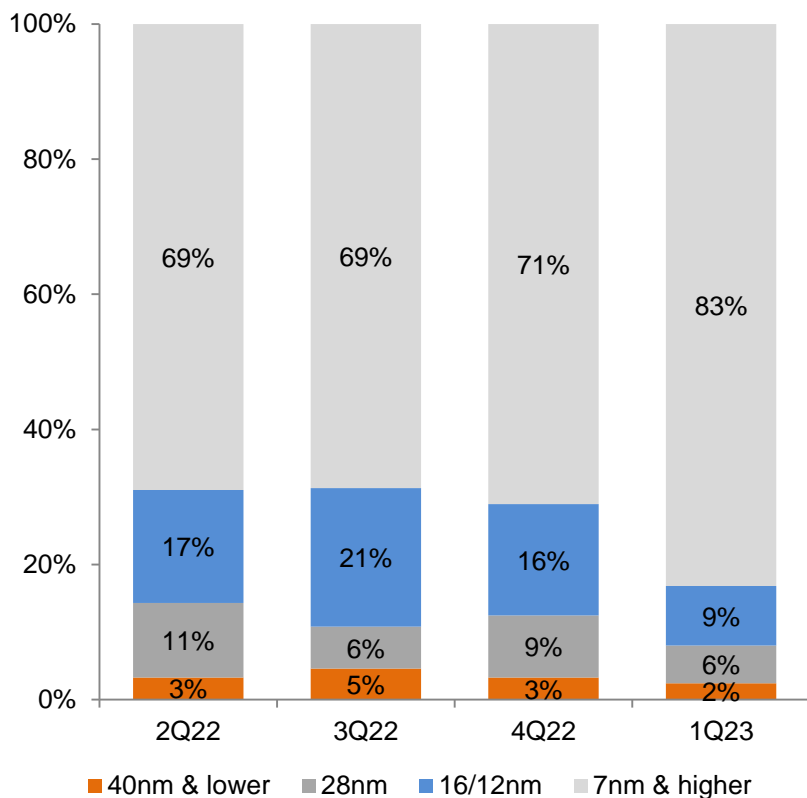
## 年度



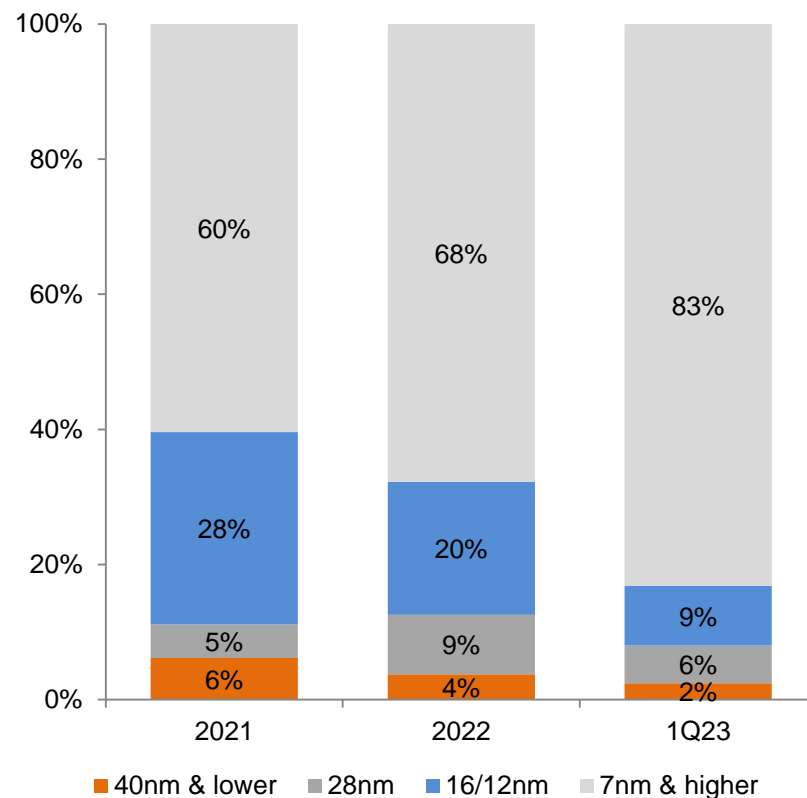
# 製程別之營收分布



## 單季度



## 年度



Advanced process node means 40nm or better

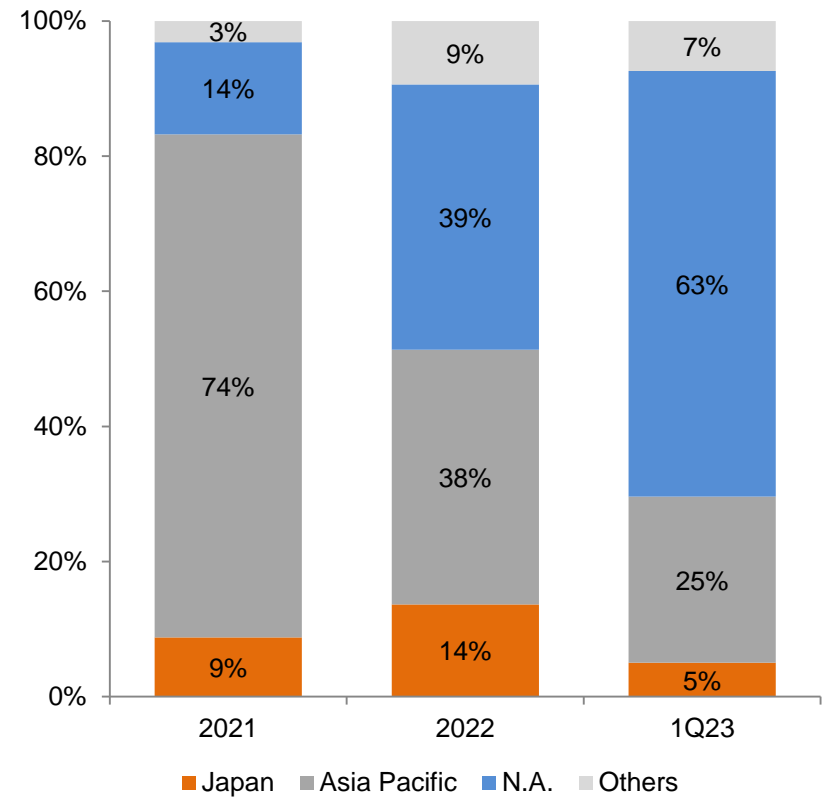
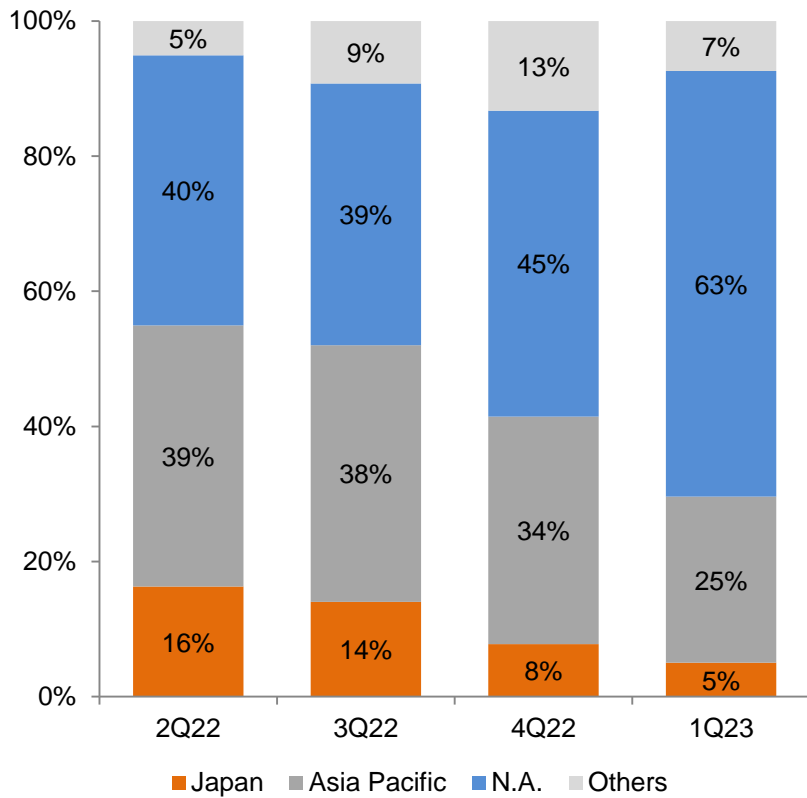


# 地區之營收分布



## 單季度

## 年度



# 1Q23 營運回顧



## 營收動能如預期展現

- 受益於北美客戶對AI晶片之需求，公司第一季營收如預期般表現強勁，季成長27%，年成長101%
- 公司認為隨ABF基板及CoWoS 2.5D封裝產能皆受到供應伙伴之強力支持，預計全年之需求可獲相當程度的滿足

## 單季毛利走低之主要原因為設計營收占比偏低

- 第一季毛利率為21%，主要原因為第一季設計營收占總營收比，因季節性淡季因素偏低
- 設計營收第一季占比低於20%
- 業外收益主要為利息及匯兌收益貢獻



**Thanks!**

[www.alchip.com](http://www.alchip.com)

