



(3661 TT)

# Alchip Technologies

Investor Conference Meeting

Aug 18<sup>th</sup>, 2023

Silicon Heart of  AI

The "AI" icon is a circular graphic with three concentric circles and a central dot, resembling a stylized atom or a network node.

# Safe Harbor Disclaimer



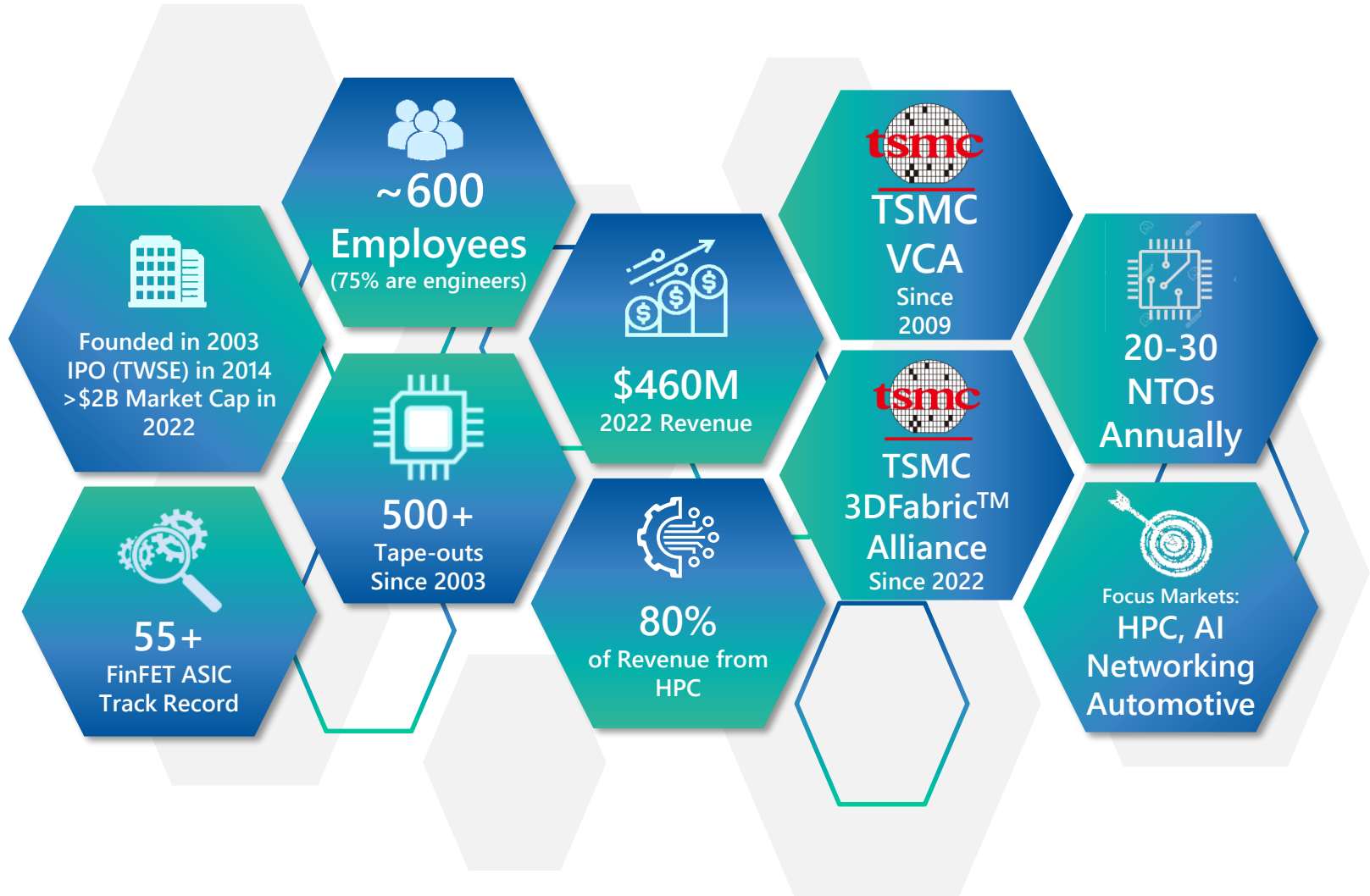
This presentation contains forward-looking statements, including statements about business outlook and strategy, and statements about historical results that may suggest trends for our business. These statements are based on estimates and information available to us at the time of this presentation and are not guarantees of future performance. Actual results could differ materially from our current expectations as result of many factors, including: our financial performance, including our net revenue, cost of revenue, operating expenses and ability to sustain profitability; our planned capital expenditures; our ability to expand our customer base; our ability to expand our product and service offerings; the impact of seasonality on our business; our ability to remediate the material weaknesses and significant deficiencies in our internal control over financial reporting; our ability to stay abreast of modified or new laws applying to our business; and our spending of the net proceeds from this offering. Except as required by law, we undertake no obligation to update any forward-looking statements, whether as a result of new information, future events, or otherwise.





- This meeting will be in English, If you need Chinese presentation slides, please go to MOPS to download the Chinese version
- Participants please write down your questions to host through Zoom's message function with your and your company name
- Please use the “raise hand” function through Zoom for the Q&A session, the host will unmuted you for your questions
- The video and audio content of this meeting will upload to MOPS (Market Observation Post System)

# 關於世芯



# 總經理的話



- 第二季營收及獲利皆創歷史新高
- 汽車應用業務
- 世芯於先進製程保持優勢地位
- 地緣政治的風險管理

# 23年第二季損益



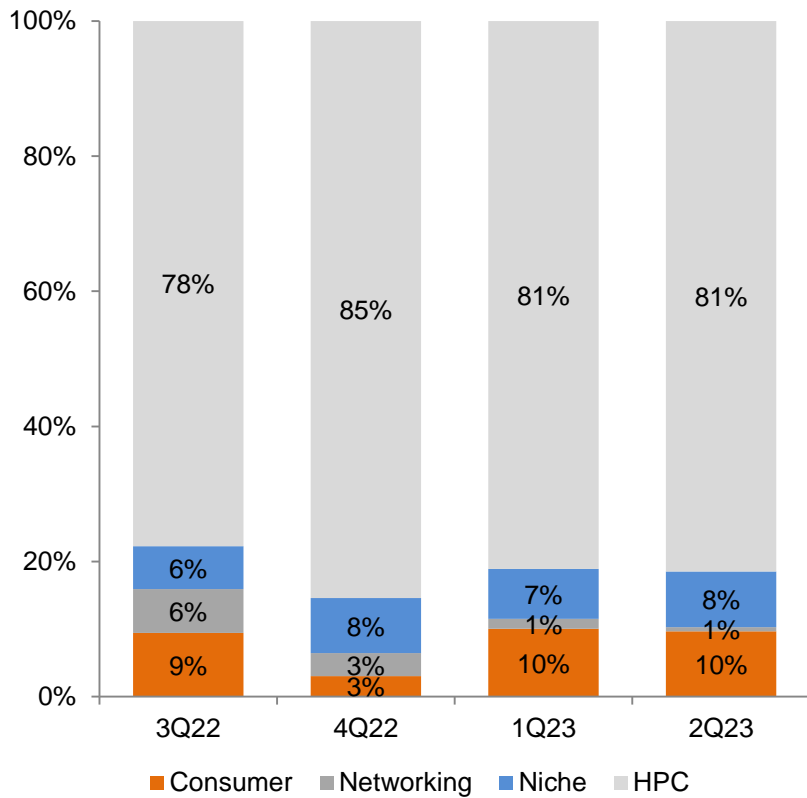
US\$'000	1Q23	2Q23	QoQ (%)	YoY(%)
Revenue	188,071	258,571	37.5	155.6
COGs	148,640	203,383	36.8	206.9
Gross Profit	39,431	55,188	40.0	58.1
Op. Exp	18,498	26,789	44.8	71.8
Op. Income	20,933	28,399	35.7	47.0
Non. Op.	3,055	1,642	-46.2	N.M.
Pre-Tax Profit	23,988	30,041	25.2	63.2
Income Tax	-4,868	-6,109	25.5	55.9
Net income	19,120	23,932	25.2	65.1
EPS (NT\$)	8.09	10.16		

EPS is calculated on concurrent shares outstanding and FX

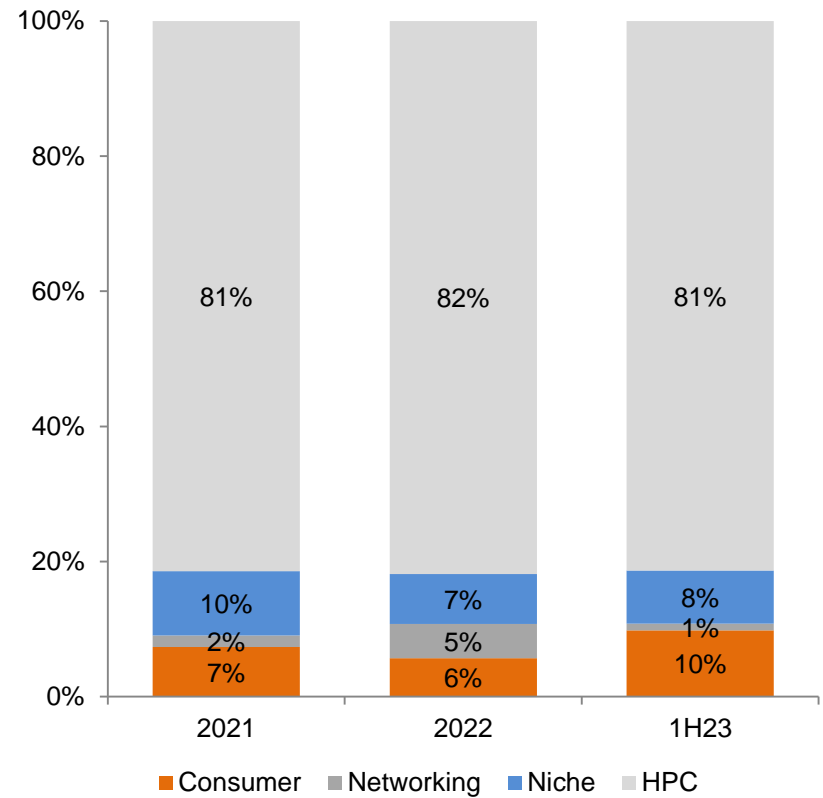
# 應用別之營收分布



## 過去四季



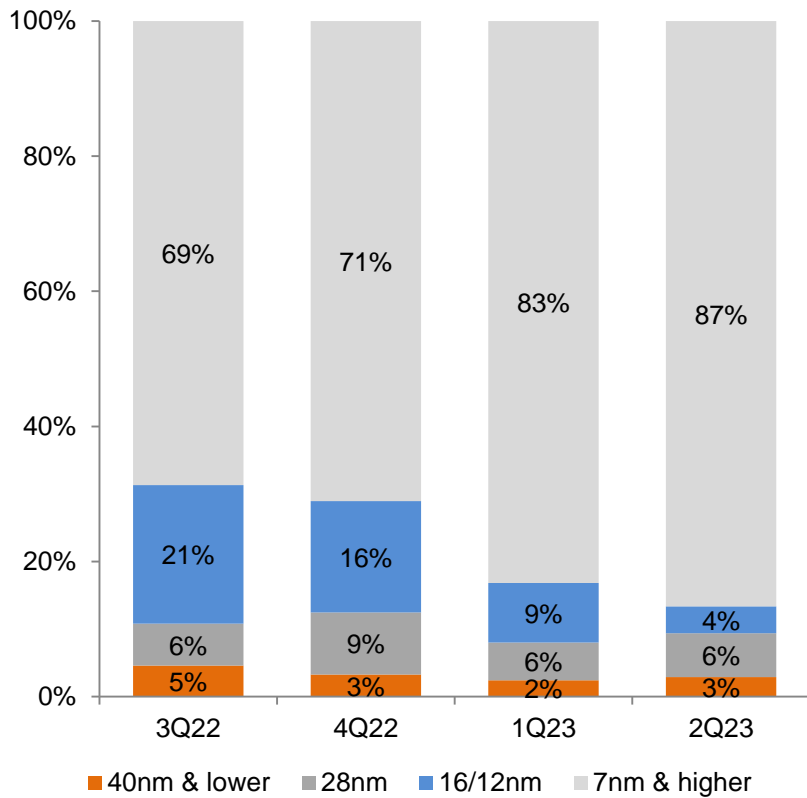
## 過去三年



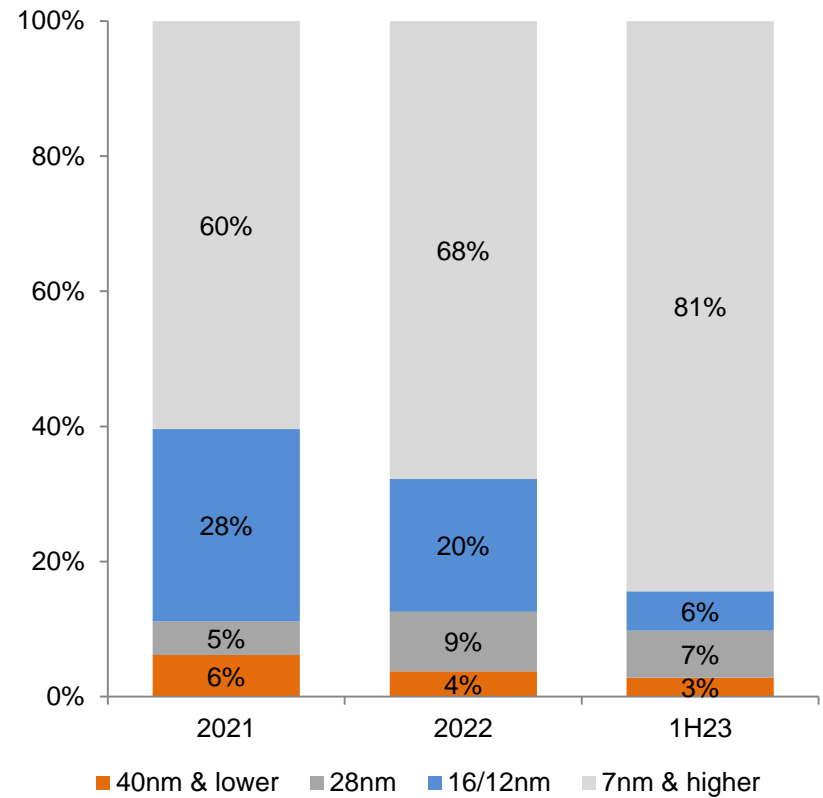
# 依製程之營收分布



## 過去四季



## 過去三年



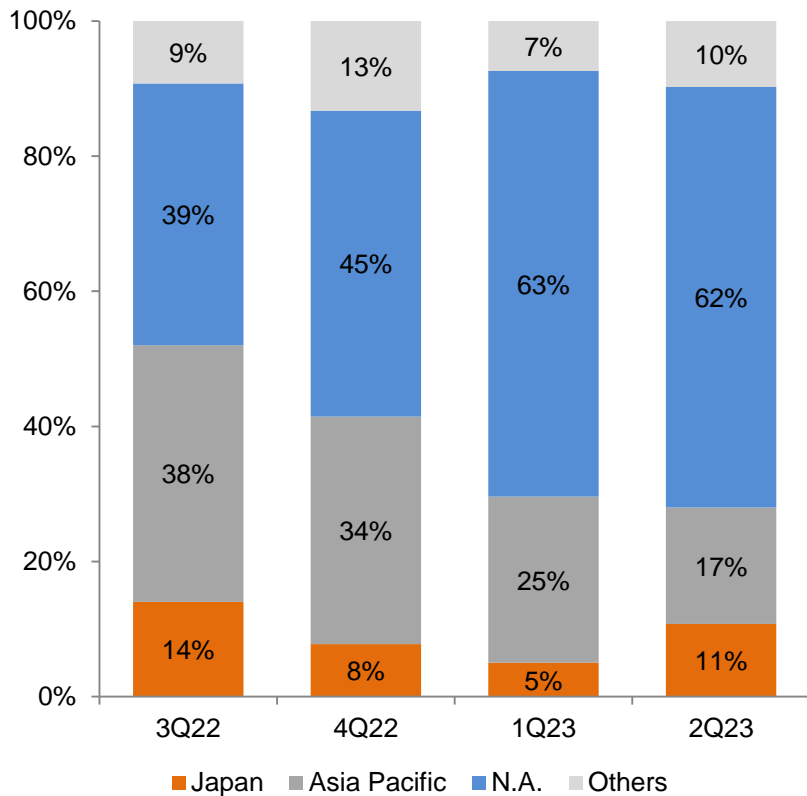
Advanced process node means 28nm or better



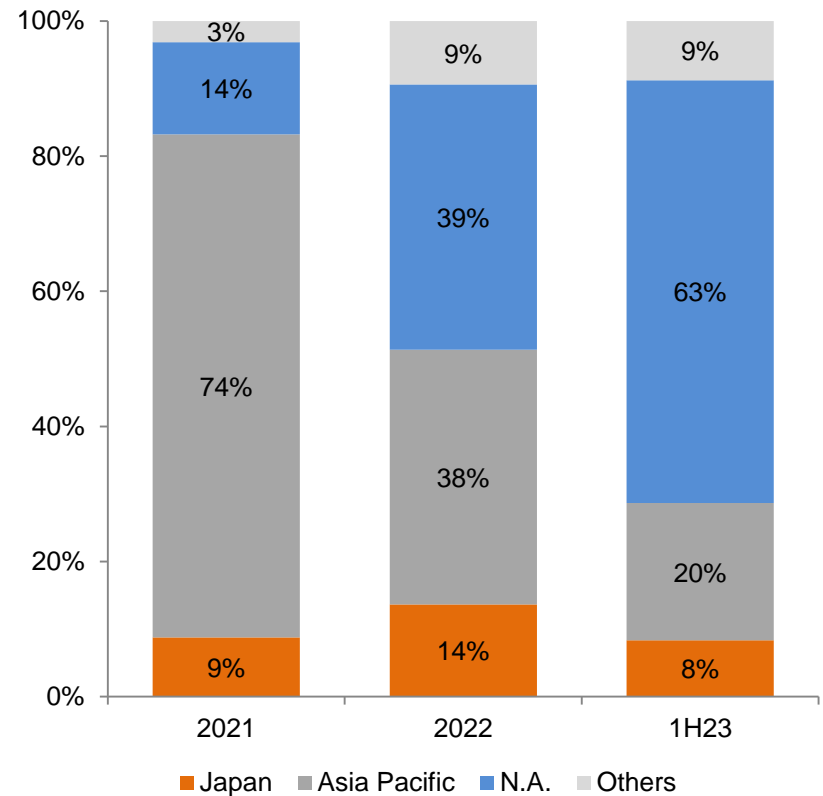
# 地區別之營收分布



## 過去四季



## 過去三年



# 第二季營運回顧



## 第二季營收表現優於預期

- 第二季之營收表現優於預期之原因為：1) 第一季度部分北美客戶之AI晶片因測試程式更新而遞延至第二季出貨，2) 北美AI晶片客戶持續要求加速產品出貨速度
- 相繼於第一季度，第二季之設計營收比重微幅增加

## 第二季營業利益較預期略低之原因

- 第二季毛利率為21.4%，較預期為低，主要原因為北美AI晶片客戶之營收較預期為高，拉低設計營收之貢獻比例
- 營業費用受到預提日本客戶之應收帳款壞帳準備影響，較預期為高，但客戶已於第三季開始陸續支付帳款
- 業外收益相較於第二季下滑，主要為人民幣相對於美金匯率滑落所致



**Thanks!**

[www.alchip.com](http://www.alchip.com)

