

(3661 TT)

世芯電子

2022年第三季法人說明會

Nov 4th, 2022

Safe Harbor Disclaimer



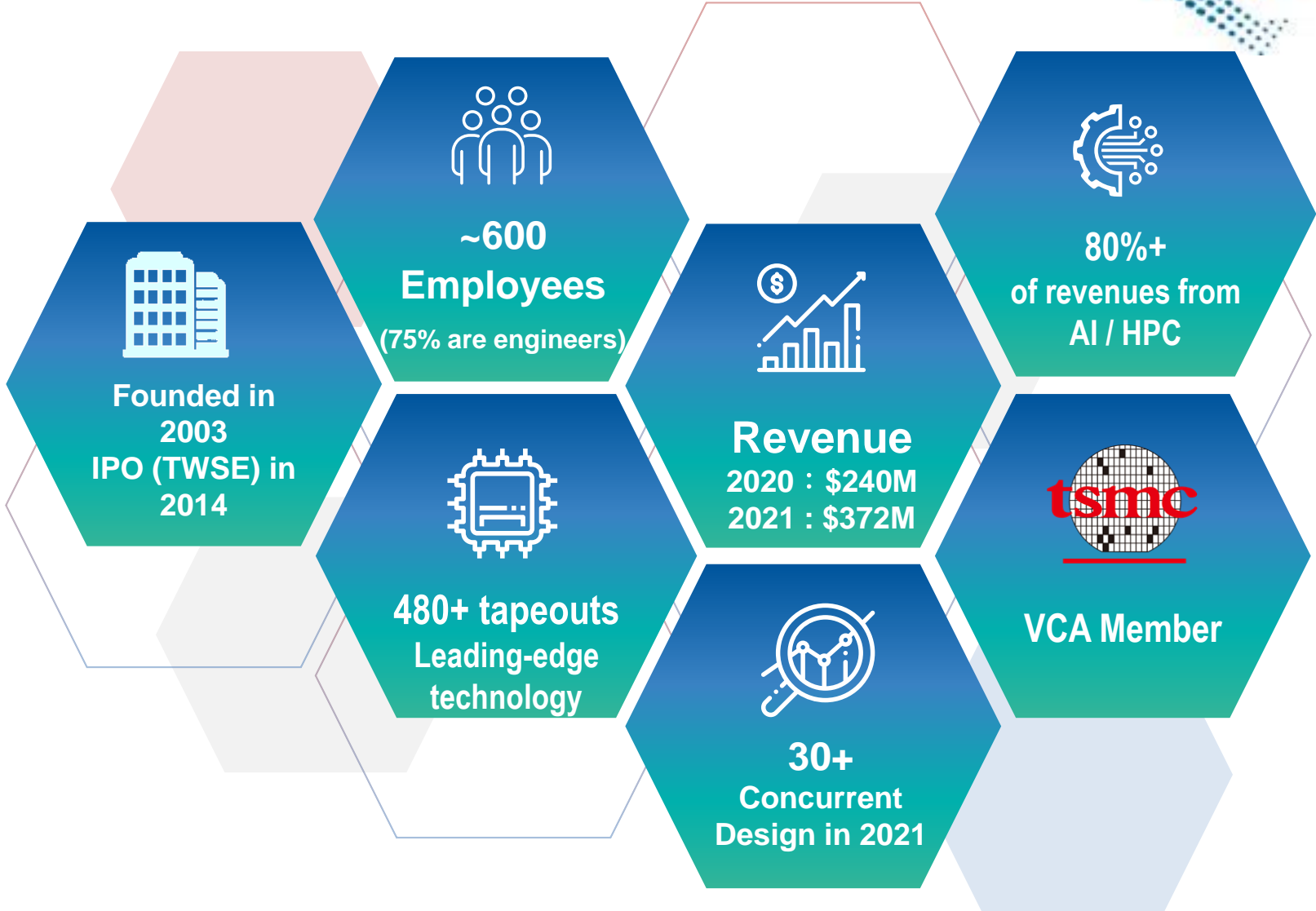
This presentation contains forward-looking statements, including statements about business outlook and strategy, and statements about historical results that may suggest trends for our business. These statements are based on estimates and information available to us at the time of this presentation and are not guarantees of future performance. Actual results could differ materially from our current expectations as result of many factors, including: our financial performance, including our net revenue, cost of revenue, operating expenses and ability to sustain profitability; our planned capital expenditures; our ability to expand our customer base; our ability to expand our product and service offerings; the impact of seasonality on our business; our ability to remediate the material weaknesses and significant deficiencies in our internal control over financial reporting; our ability to stay abreast of modified or new laws applying to our business; and our spending of the net proceeds from this offering. Except as required by law, we undertake no obligation to update any forward-looking statements, whether as a result of new information, future events, or otherwise.





- This meeting will be in English, If you need Chinese presentation slides, please go to MOPS to download the Chinese version
- Participants please write down your questions to host through Zoom's message function with your and your company name
- Please use the “raise hand” function through Zoom for the Q&A session, the host will unmuted you for your questions
- The video and audio content of this meeting will upload to MOPS (Market Observation Post System)

世芯簡介



(1) High performance computing.
(2) Value Chain Aggregator ("VCA") is a program established by TSMC. VCA members within the program are independent design service companies working closely with TSMC to help system companies, ASIC companies, and emerging start-ups bring their innovation to production.

總經理報告

3Q22 Quarterly 單季損益



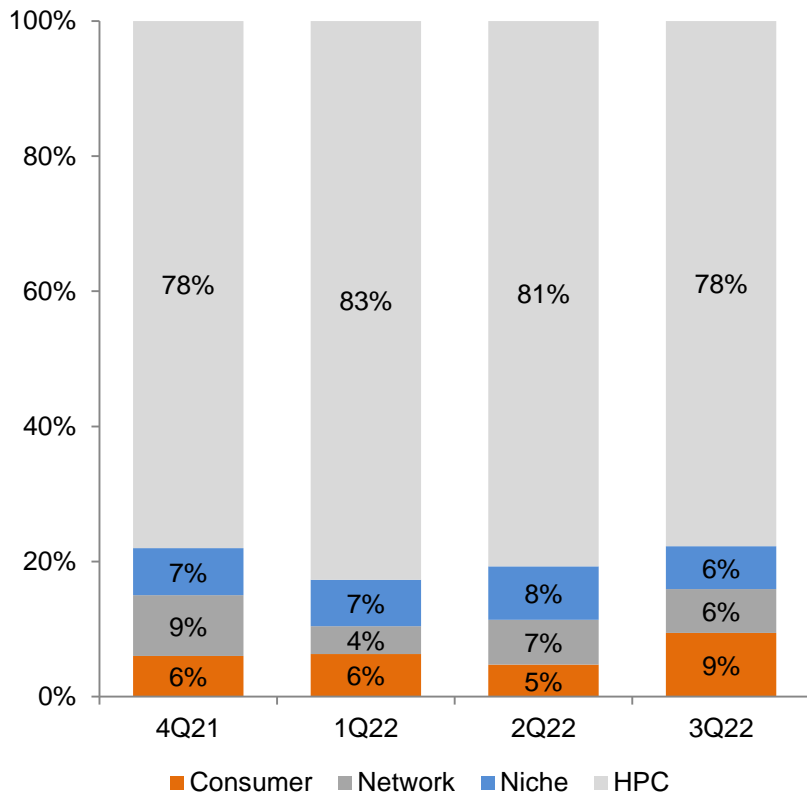
US\$'000	2Q22	3Q22	QoQ (%)	YoY (%)
Revenue	101,177	117,548	16.2	28.0
COGs	66,261	80,275	21.1	29.0
Gross Profit	34,916	37,273	6.8	25.8
Op. Exp	15,596	18,640	19.5	30.0
Op. Income	19,320	18,633	-3.6	21.9
Non. Op.	-907	782	n.a	-2.4
Pre-Tax Profit	18,412	19,415	5.4	20.7
Income Tax	-3,919	-4,852	23.8	53.7
Net income	14,494	14,563	0.5	12.6
EPS (NT\$)	6.0	6.2		

EPS is calculated on concurrent shares outstanding and FX

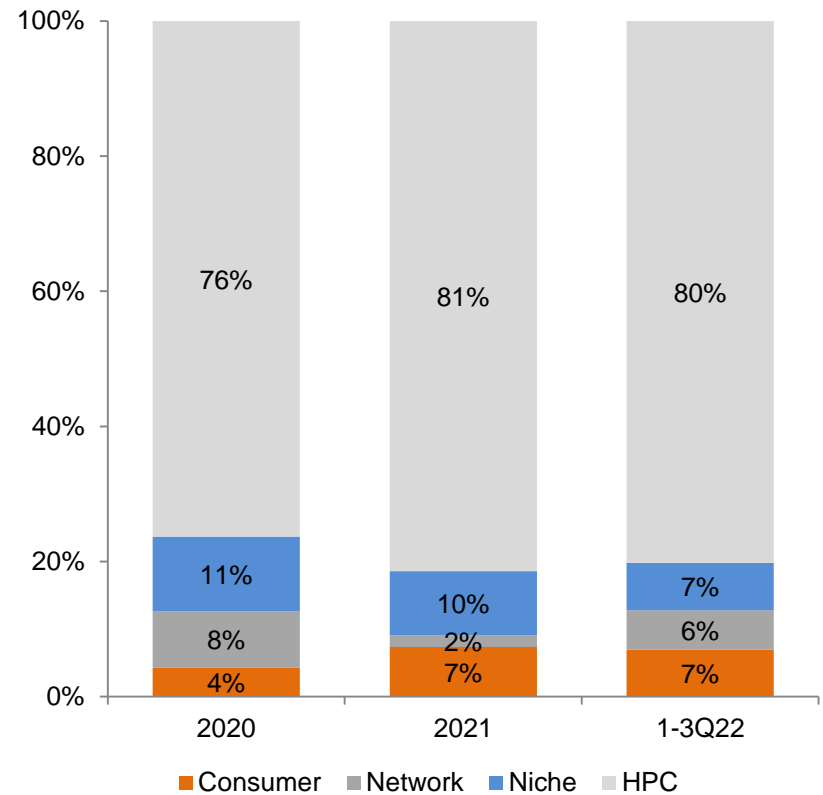
營收應用別分佈



Quarterly breakdown



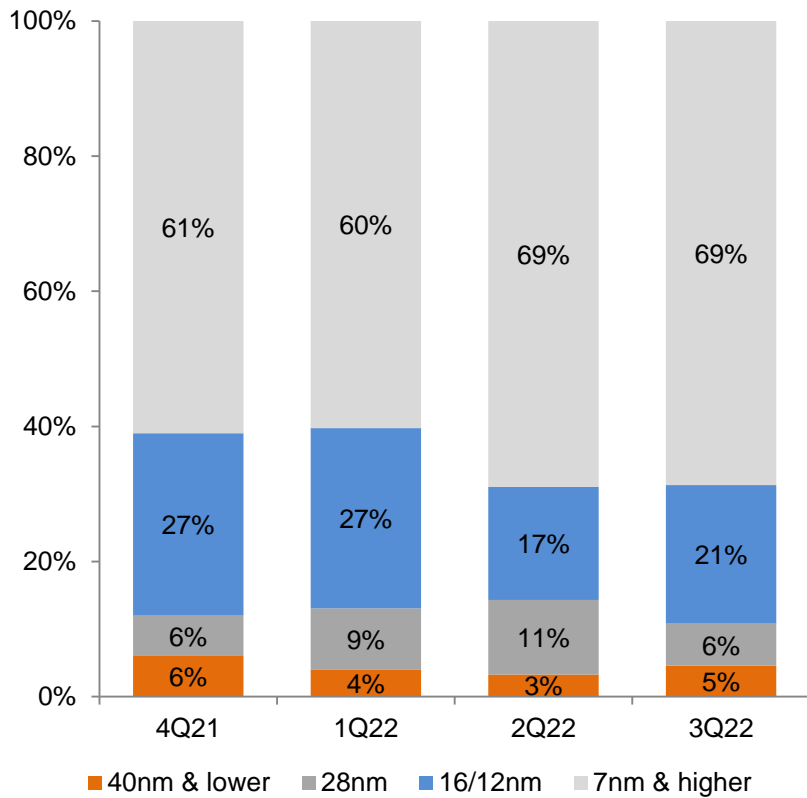
Yearly breakdown



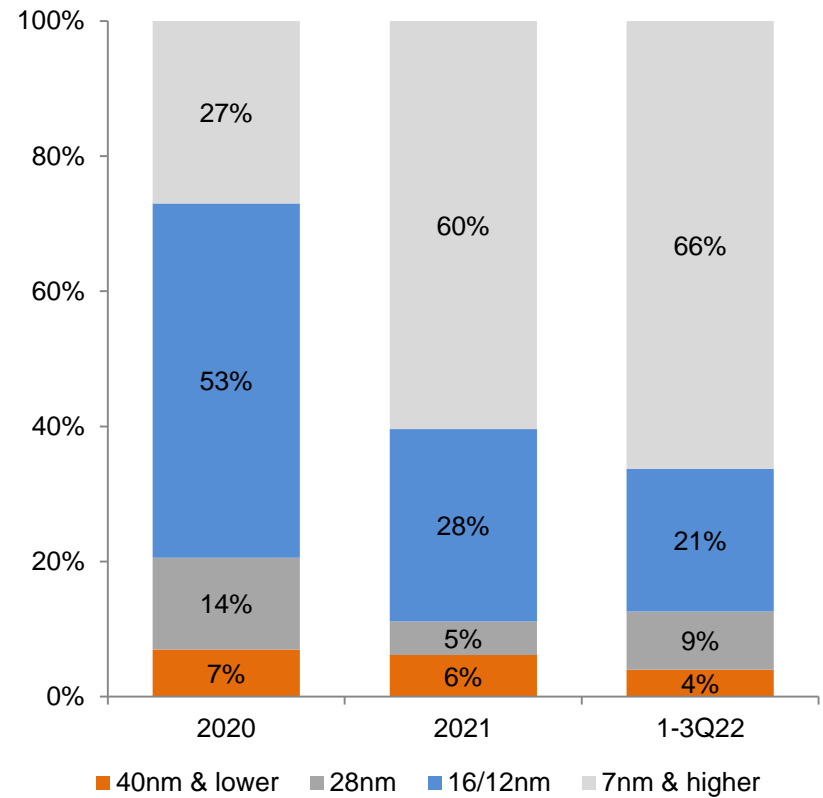
營收製程分佈



Quarterly breakdown



Yearly breakdown

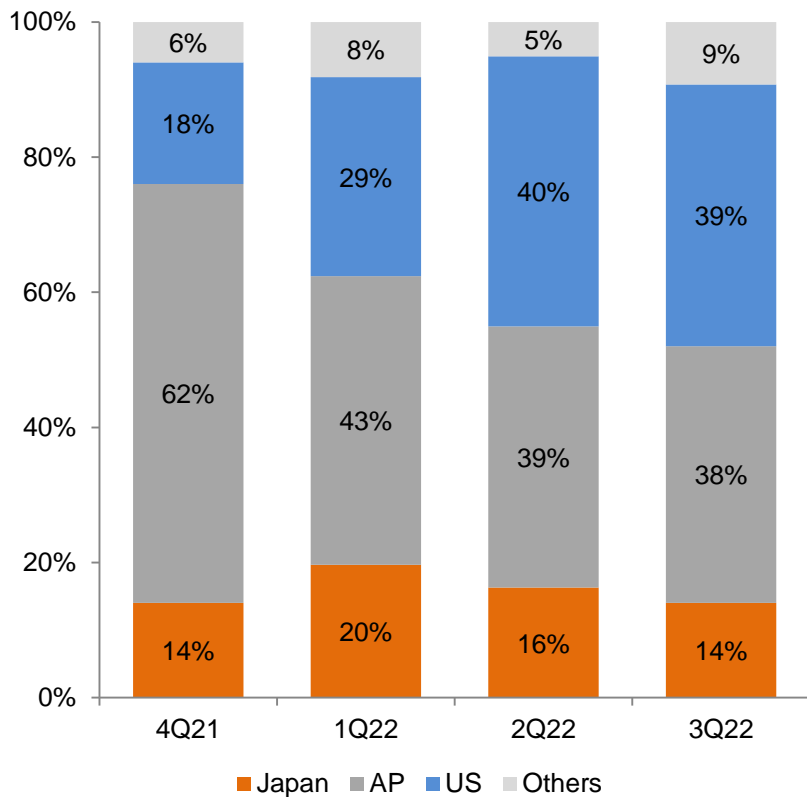


Advanced process node means 40nm or better

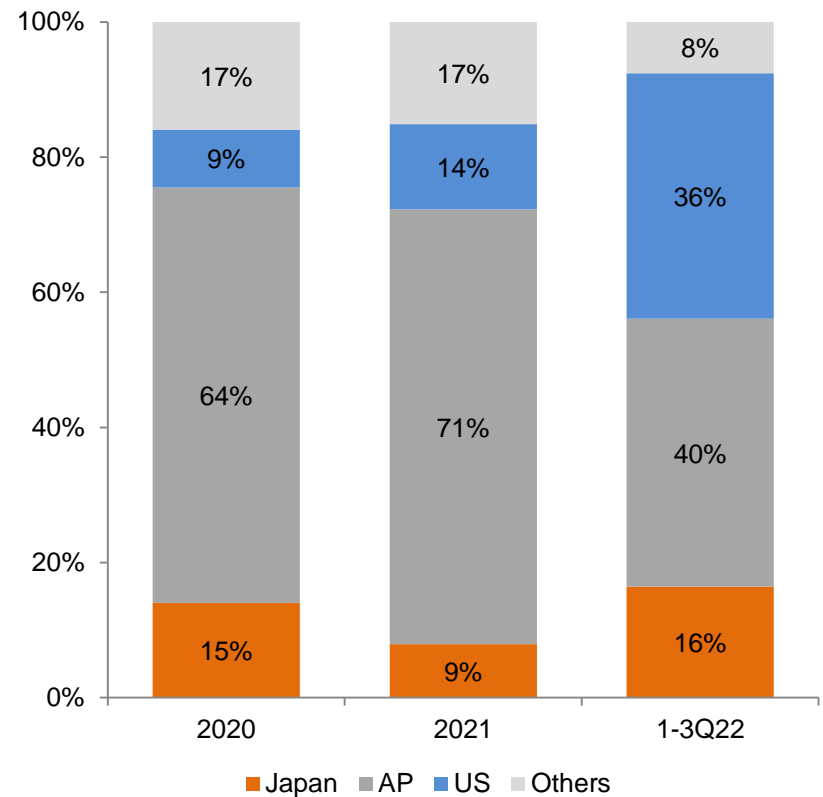
營收區域別分佈



Quarterly breakdown



Yearly breakdown



3Q22 營運回顧



- **第三季營收較之前預期略低**
 - 第三季整季營收表現仍持續受到ABF基板供應不足之影響
 - 晶片設計需求仍持續強勁，第三季多數設季營收認列符合原本計畫

- **第三季毛利率較低主要為受營收組合及一次性成本認列影響**
 - 第三季毛利率為31.7%，相較第二季偏低，其原因之一為相較於第二季，量產營收所佔比率較高
 - 另影響第三季毛利之因素為，因新增基板及測試供應商，第三季認列一次性新產線測試成本
 - 第三季於營業費用中亦認列一次性員工選擇權規則改變之相對應成本



Thanks!

www.alchip.com

