



(3661 TT)

# Alchip Technologies

Investor Conference Meeting

Nov 2<sup>nd</sup>, 2023

Silicon Heart of  AI

The "AI" icon consists of three concentric circles with a central dot, all in a light blue color.

# Safe Harbor Disclaimer



This presentation contains forward-looking statements, including statements about business outlook and strategy, and statements about historical results that may suggest trends for our business. These statements are based on estimates and information available to us at the time of this presentation and are not guarantees of future performance. Actual results could differ materially from our current expectations as result of many factors, including: our financial performance, including our net revenue, cost of revenue, operating expenses and ability to sustain profitability; our planned capital expenditures; our ability to expand our customer base; our ability to expand our product and service offerings; the impact of seasonality on our business; our ability to remediate the material weaknesses and significant deficiencies in our internal control over financial reporting; our ability to stay abreast of modified or new laws applying to our business; and our spending of the net proceeds from this offering. Except as required by law, we undertake no obligation to update any forward-looking statements, whether as a result of new information, future events, or otherwise.

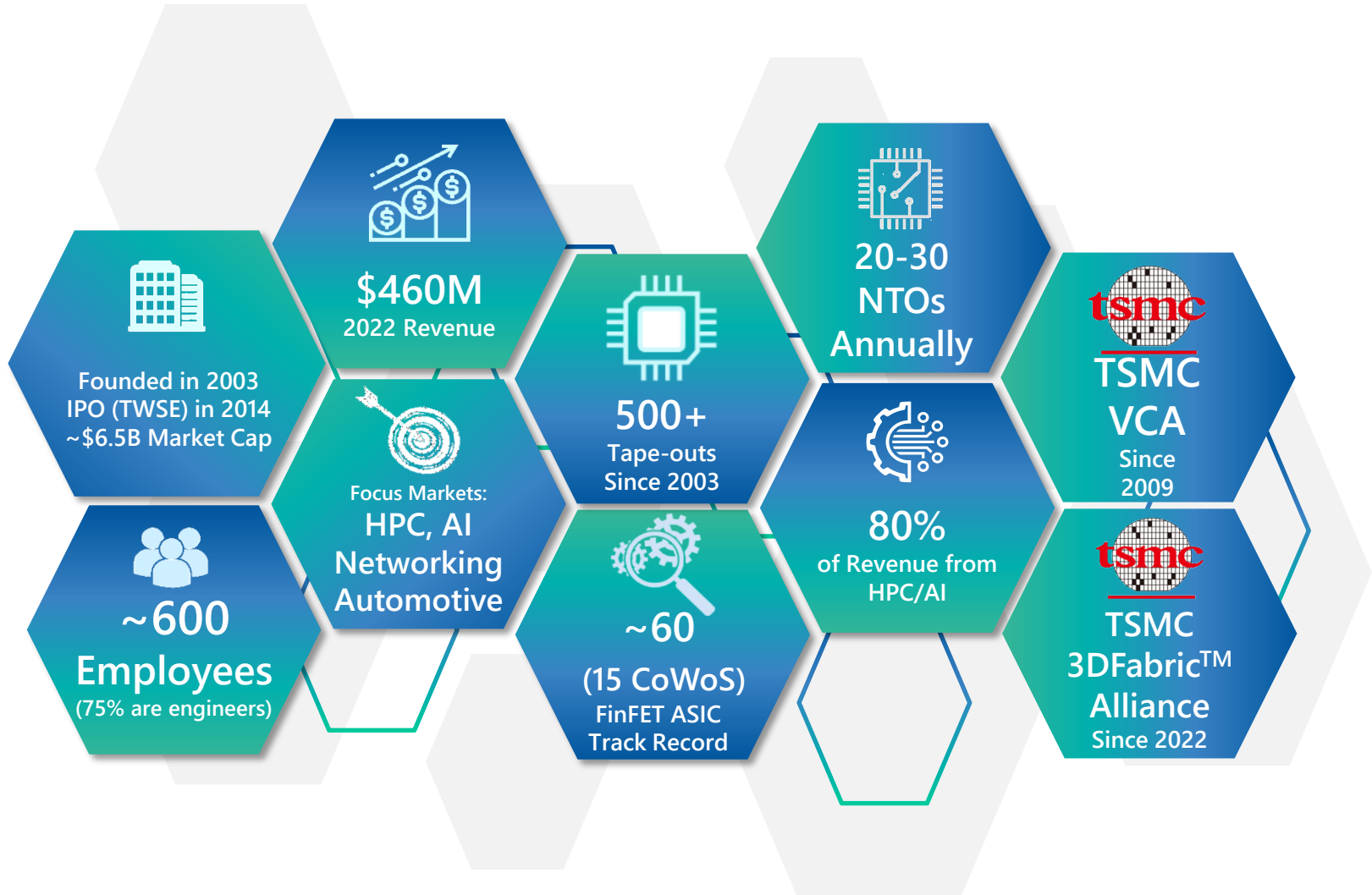




- This meeting will be in English, If you need Chinese presentation slides, please go to MOPS to download the Chinese version
- Participants please write down your questions to host through Zoom's message function with your and your company name
- Please use the “raise hand” function through Zoom for the Q&A session, the host will unmuted you for your questions
- The video and audio content of this meeting will upload to MOPS (Market Observation Post System)



# 關於世芯



# 總經理的話



- 第三季回顧
- 業務展望
- 地緣政治及風險控管
- 結語

# 第三季度損益



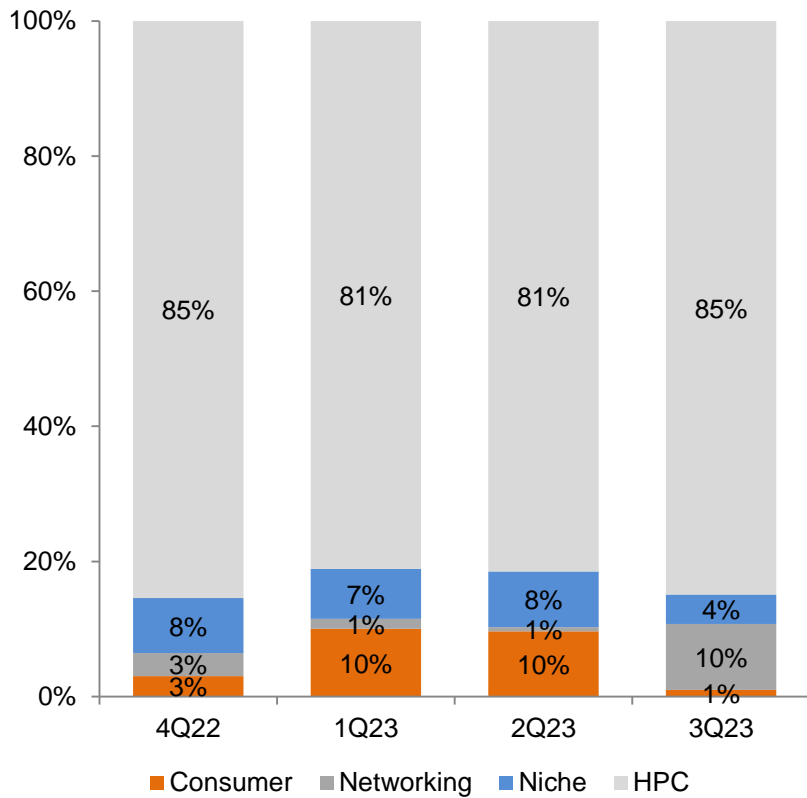
US\$'000	2Q23	3Q23	QoQ (%)	YoY(%)
Revenue	258,570	240,596	-7.0	104.7
COGs	203,383	183,434	-9.8	128.5
Gross Profit	55,187	57,162	3.6	153.4
Op. Exp	26,789	25,185	-6.0	35.1
Op. Income	28,399	31,978	12.6	71.6
Non. Op.	1,644	4,059	146.9	418.8
Pre-Tax Profit	30,042	36,036	20.0	85.6
Income Tax	-6,109	-7,946	30.1	63.8
Net income	23,933	28,090	17.4	92.9
EPS (NT\$)	10.16	12.03		

EPS is calculated on concurrent shares outstanding and FX

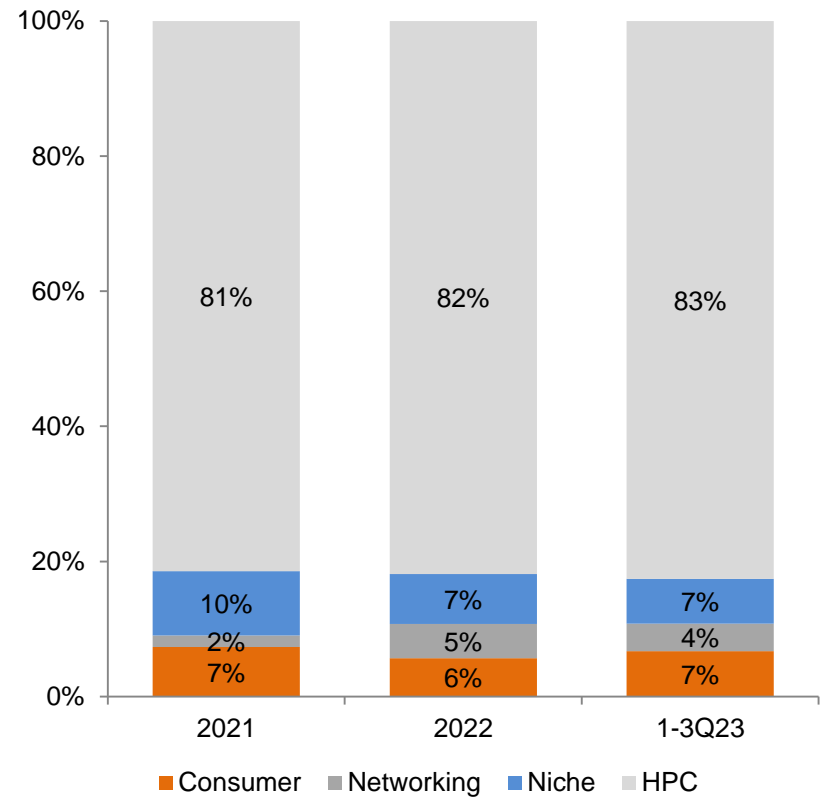
# 依應用別之營收組成



## 單季組成



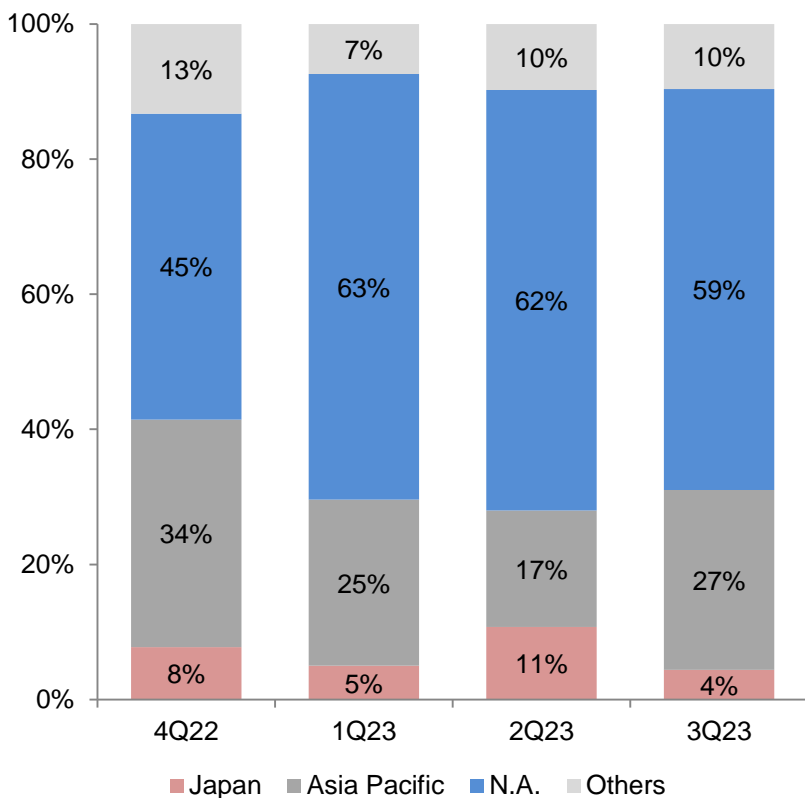
## 年度組成



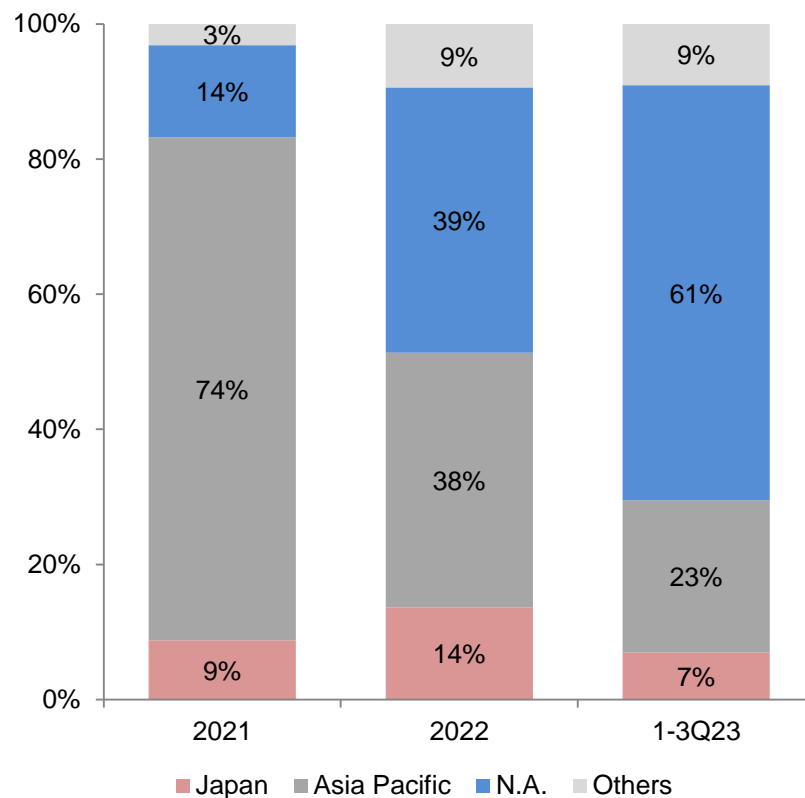
# 依地區別之營收組成



## 單季組成



## 年度組成

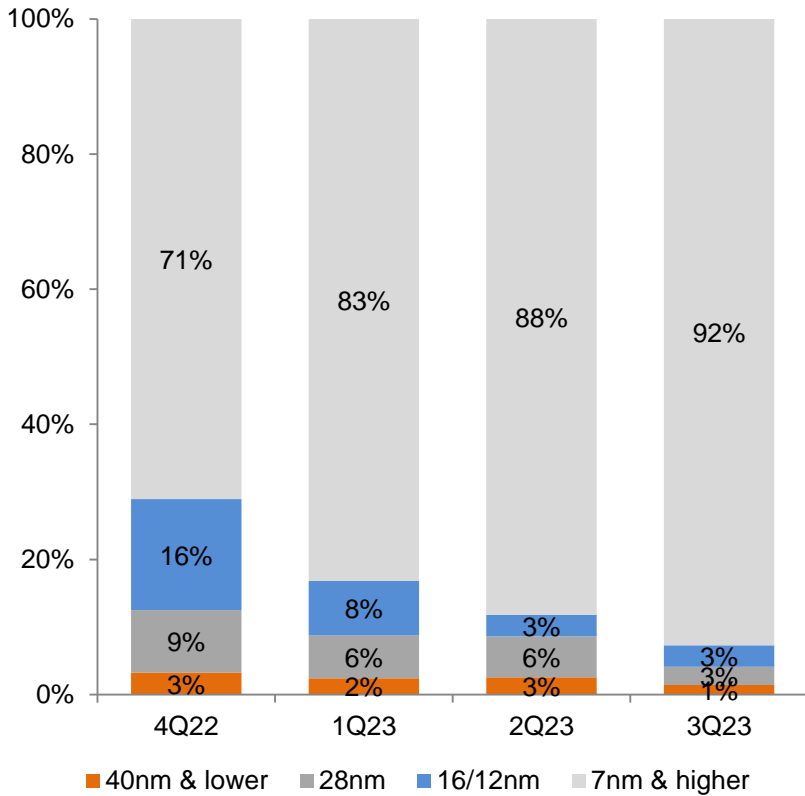




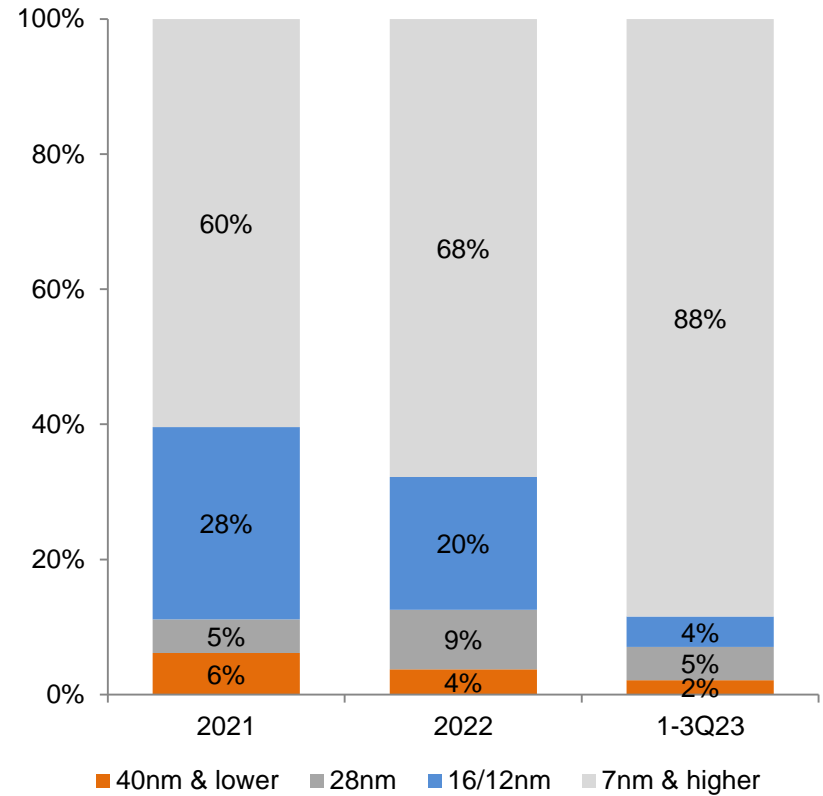
# 依製程別之營收組成



## 單季組成



## 年度組成



Advanced process node means 28nm or better

# 3Q23 營運回顧



## 第三季營收符合公司之前預期

- 第三季營收相較於二季度微幅下滑，與之前公司的看法一致
- 第三季營收下滑之主因為先進封裝的產能影響及第二季度之高基期所致

## 第三季獲利率如預期相較於第二季度小幅改善

- 第三季度毛利率為24%，相較二季度之21%上浮三個百分點，主要為營收組合中設計營收所佔比例提高
- 營業獲利率相較第二季明顯提高，主因為公司的業務模式加上營業費用較第二季回復正常水準
- 第三季業外收益為四百萬美元，主要為利息收入及美元匯率持續強勁所得之匯兌收益



**Thanks!**

[www.alchip.com](http://www.alchip.com)

