

(3661 TT)

# 世芯電子

法人說明會

May 03<sup>rd</sup>, 2024

# Safe Harbor Disclaimer

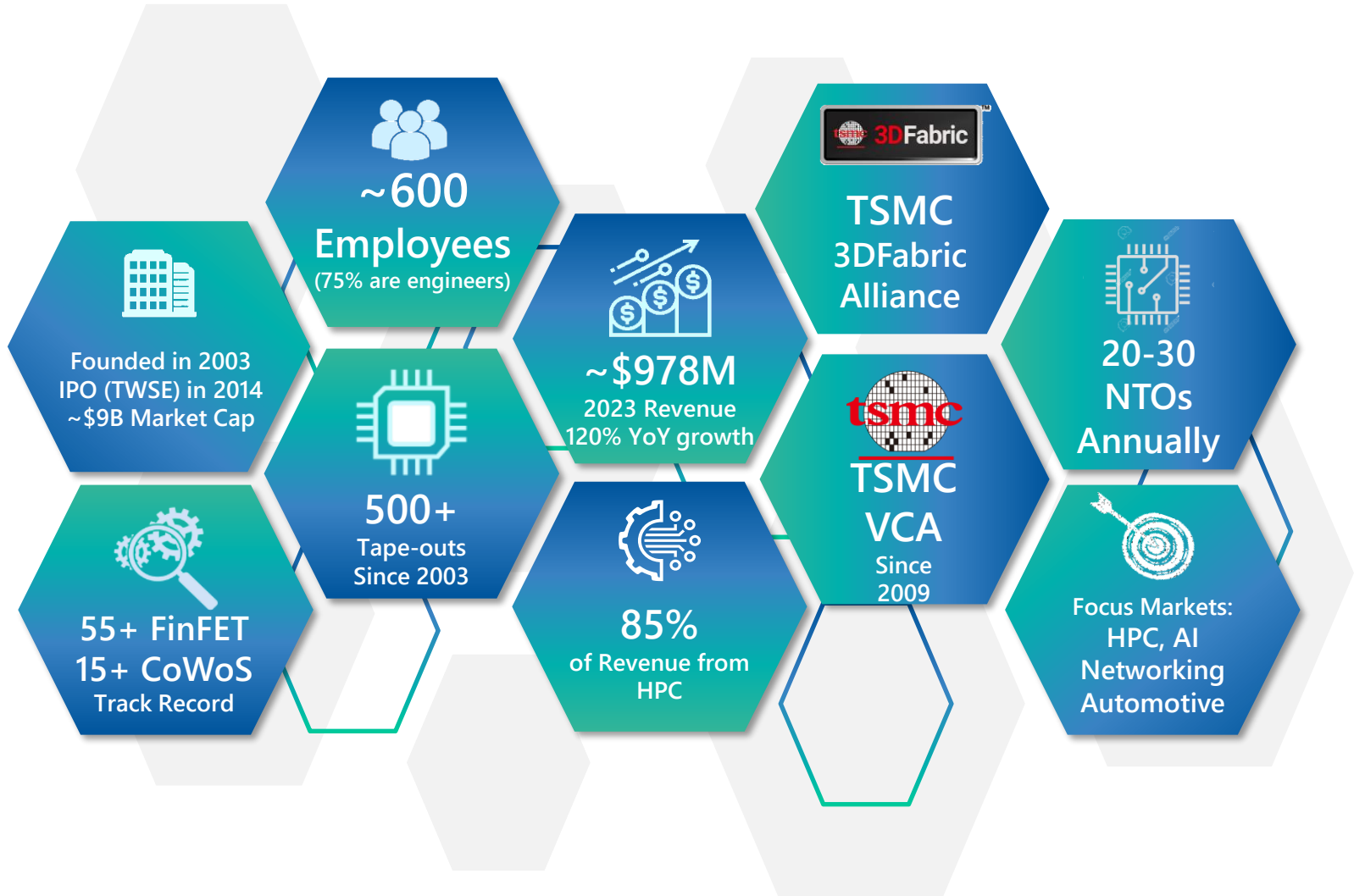


This presentation contains forward-looking statements, including statements about business outlook and strategy, and statements about historical results that may suggest trends for our business. These statements are based on estimates and information available to us at the time of this presentation and are not guarantees of future performance. Actual results could differ materially from our current expectations as result of many factors, including: our financial performance, including our net revenue, cost of revenue, operating expenses and ability to sustain profitability; our planned capital expenditures; our ability to expand our customer base; our ability to expand our product and service offerings; the impact of seasonality on our business; our ability to remediate the material weaknesses and significant deficiencies in our internal control over financial reporting; our ability to stay abreast of modified or new laws applying to our business; and our spending of the net proceeds from this offering. Except as required by law, we undertake no obligation to update any forward-looking statements, whether as a result of new information, future events, or otherwise.



- This meeting will be in English, If you need Chinese presentation slides, please go to MOPS to download the Chinese version
- Participants please write down your questions to host through Zoom's message function with your and your company name
- Please use the “raise hand” function through Zoom for the Q&A session, the host will unmuted you for your questions
- The video and audio content of this meeting will upload to MOPS (Market Observation Post System)

# 世芯電子簡述



# 總經理簡述公司營運重點



- 第一季營運概況
- 人工智能市場
- 公司未來展望
- 海外布局

# 1Q24季度损益



US\$'000	4Q23	1Q24	QoQ (%)	YoY (%)
Revenue	291,147	333,566	14.6	77.4
COGs	224,875	270,891	20.5	82.2
Gross Profit	66,272	62,675	-5.4	58.9
Op. Exp	26,854	24,144	-10.1	30.5
Op. Income	39,418	38,531	-2.2	84.1
Non. Op.	5,250	10,211	94.5	234.2
Pre-Tax Profit	44,668	48,742	9.1	103.2
Income Tax	-9,232	-9,749	5.6	100.3
Net income	35,436	38,993	10.0	103.9
EPS (NT\$)	15.2	15.8		

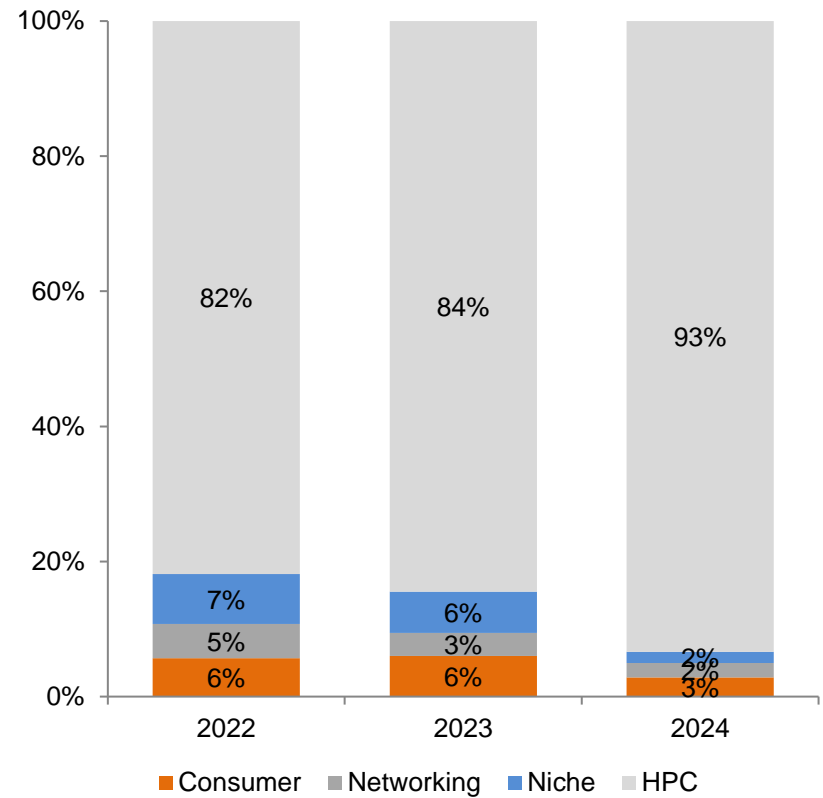
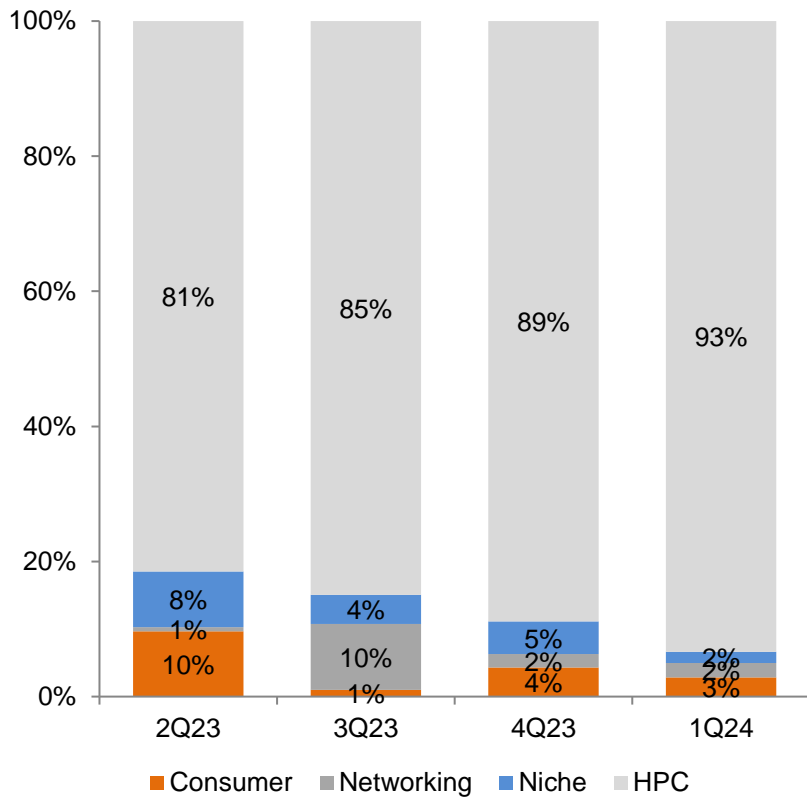
EPS is calculated on concurrent shares outstanding and FX

# 依應用別之營收組成



## 單季組成

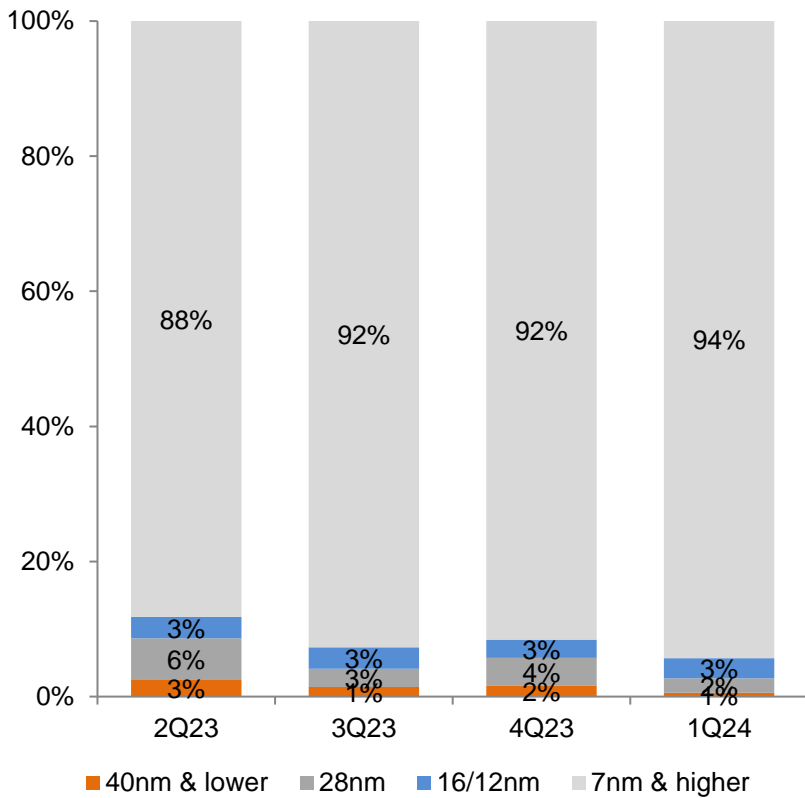
## 年度組成



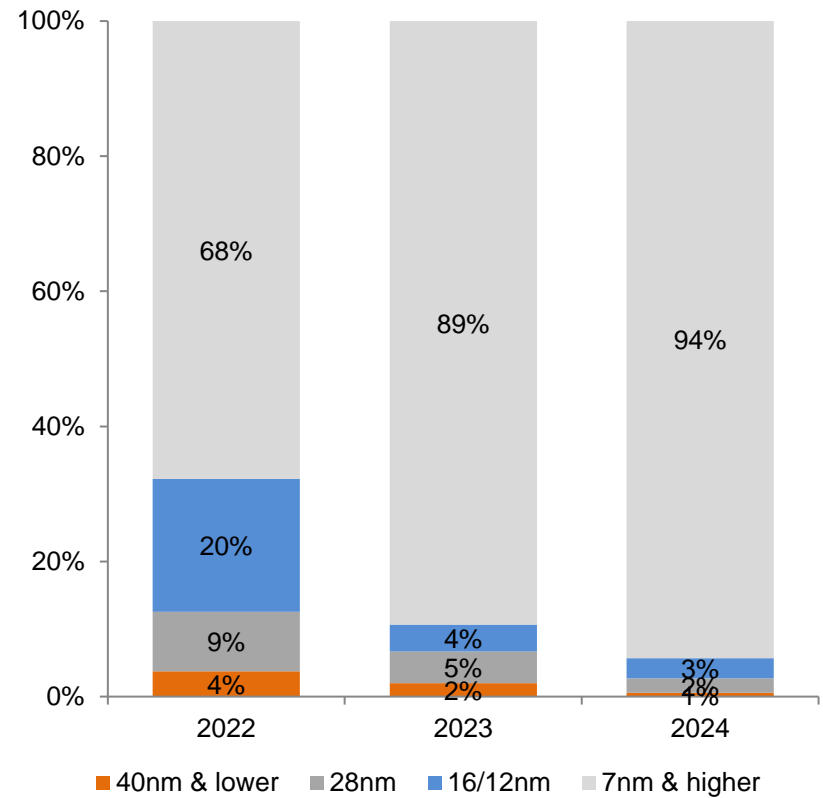
# 依製程別之營收組成



## 單季組成



## 年度組成



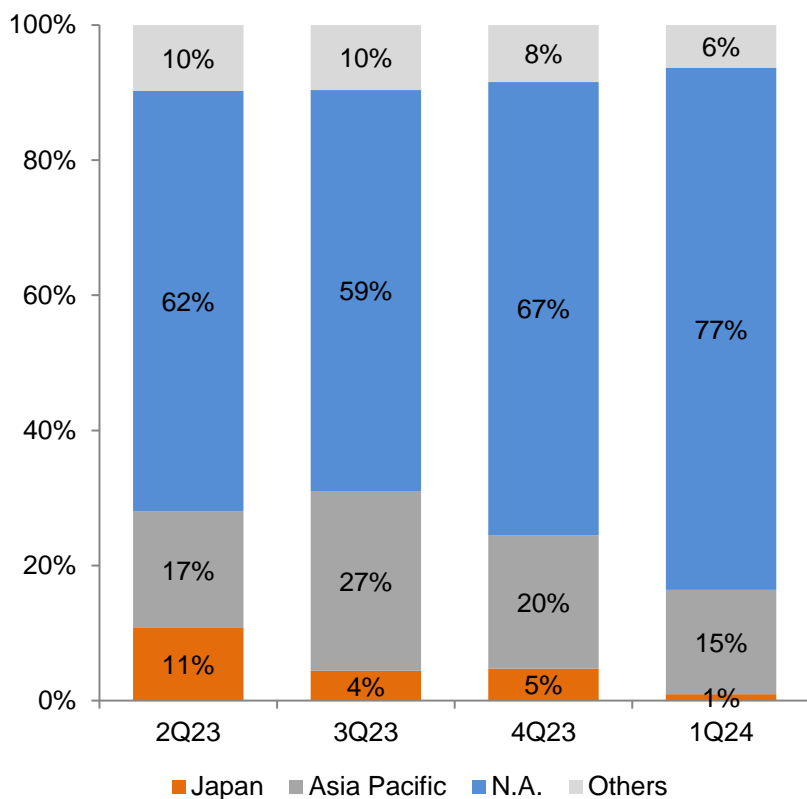
Advanced process node means 40nm or better



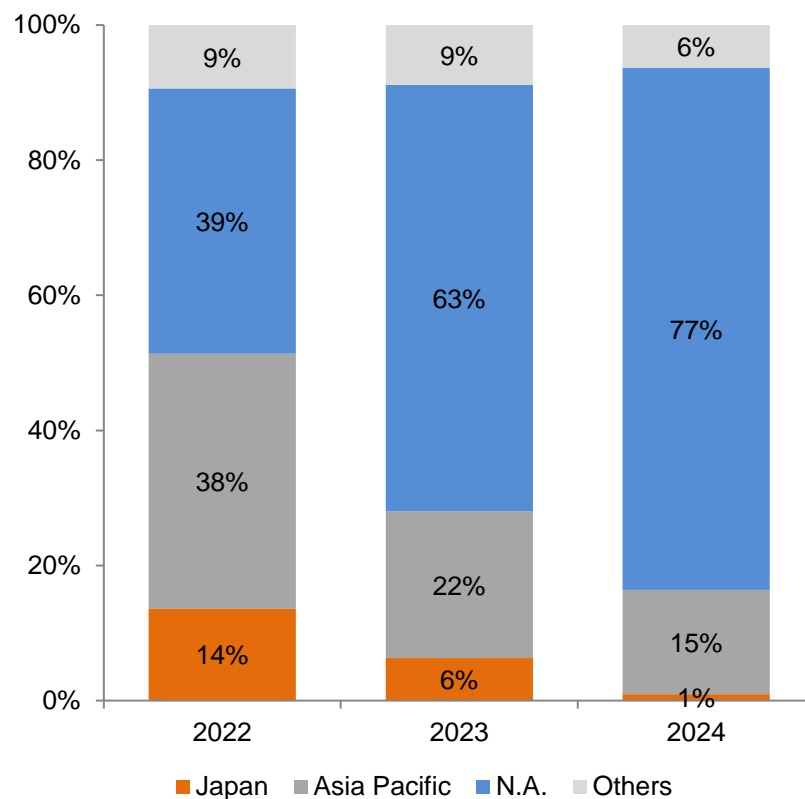
# 依地區別之營收組成



## 單季組成



## 年度組成



# 第一季營運回顧



## 第一季營收如預期攀高

- 受益於持續強勁的AI晶片需求，公司第一季營收如預期般季增14.6%，年增77.4%
- 第一季營收組成中，對北美最大客戶的出貨貢獻超過1Q24總營收的一半

## 第一季毛利率偏低主因為設計營收貢獻占比低

- 第一季毛利率下滑至19%，主因為設計相關營收因季節性影響，加上量產營收持續強勁，其占總營收之比例偏低
- 設計營收於第一季僅佔總營收之15-20%
- 業外收益主要來自於利息收入



**Thanks!**

[www.alchip.com](http://www.alchip.com)

