

(3661 TT)

世芯電子

2024年第三季法人說明會

November 1st, 2024

Safe Harbor Disclaimer



This presentation contains forward-looking statements, including statements about business outlook and strategy, and statements about historical results that may suggest trends for our business. These statements are based on estimates and information available to us at the time of this presentation and are not guarantees of future performance. Actual results could differ materially from our current expectations as result of many factors, including: our financial performance, including our net revenue, cost of revenue, operating expenses and ability to sustain profitability; our planned capital expenditures; our ability to expand our customer base; our ability to expand our product and service offerings; the impact of seasonality on our business; our ability to remediate the material weaknesses and significant deficiencies in our internal control over financial reporting; our ability to stay abreast of modified or new laws applying to our business; and our spending of the net proceeds from this offering. Except as required by law, we undertake no obligation to update any forward-looking statements, whether as a result of new information, future events, or otherwise.

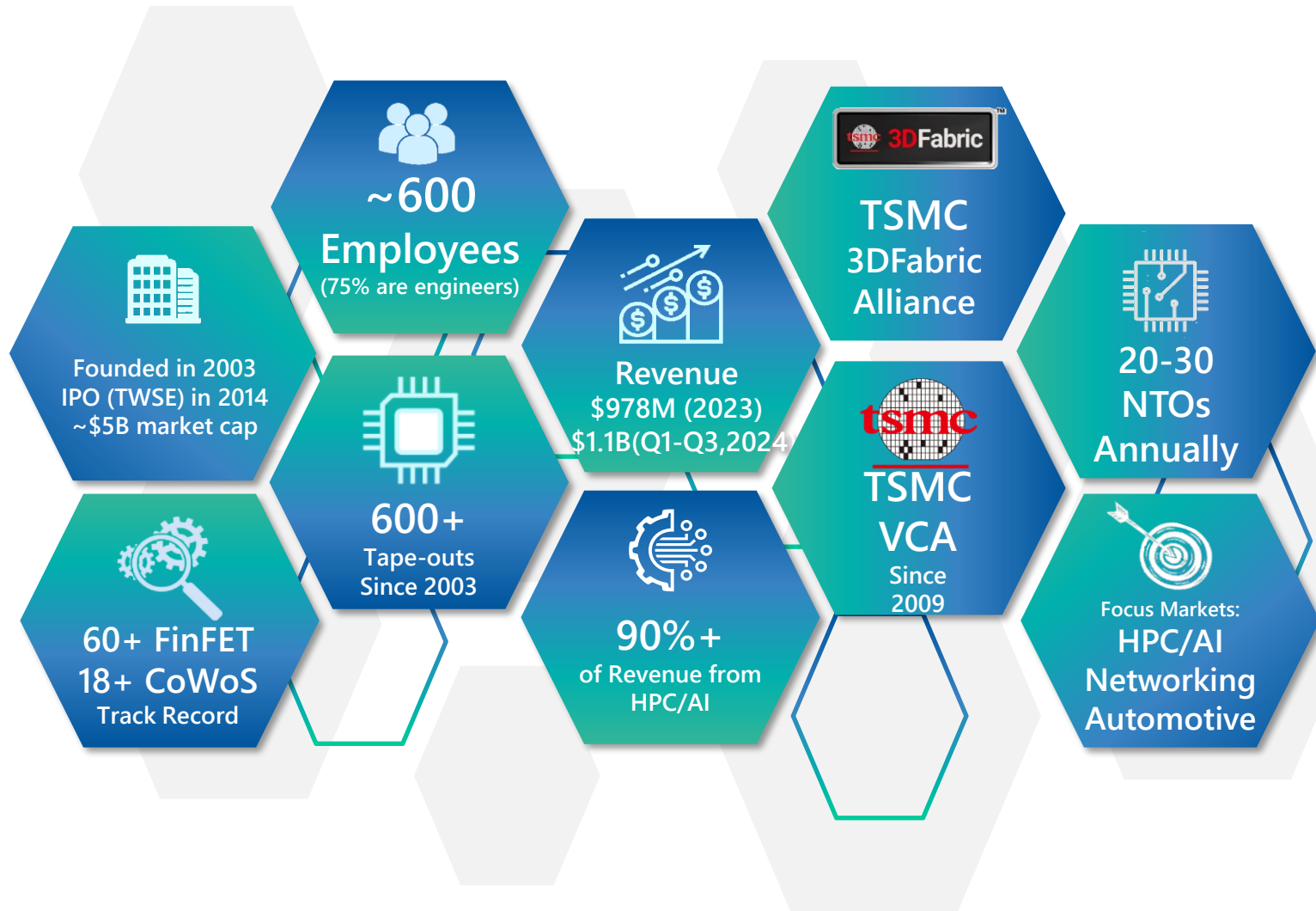




- This meeting will be in English, If you need Chinese presentation slides, please go to MOPS to download the Chinese version
- Participants please write down your questions to host through Zoom's message function with your and your company name
- Please use the “raise hand” function through Zoom for the Q&A session, the host will unmuted you for your questions
- The video and audio content of this meeting will upload to MOPS (Market Observation Post System)



關於世芯



總經理的話



- 第三季回顧
- 未來營運展望
- 地緣政治風險管理
- 結語

第三季度損益



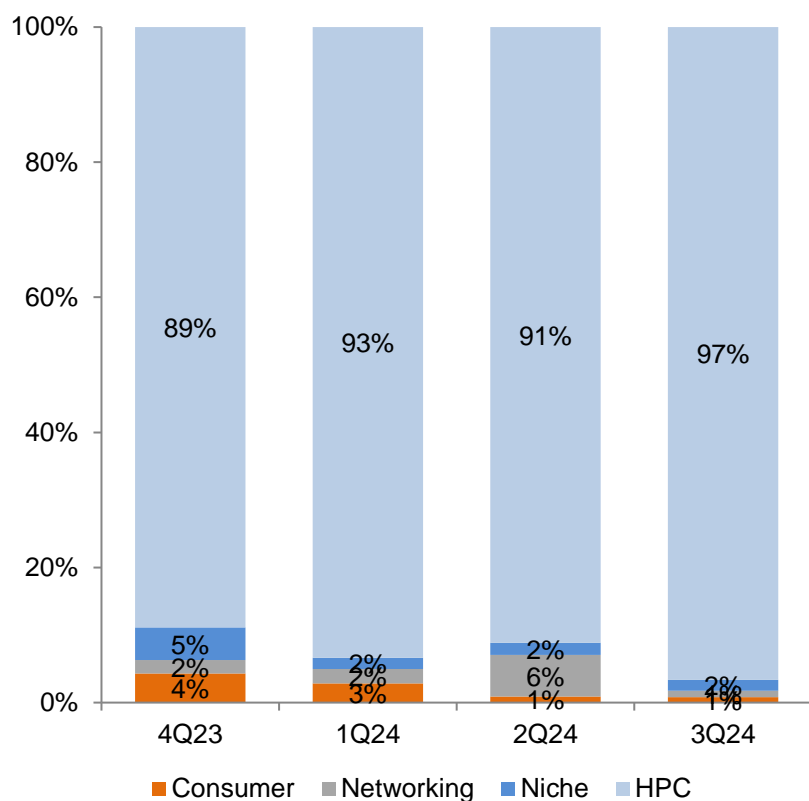
US\$'000	2Q24	3Q24	QoQ (%)	YoY (%)
Revenue	421,011	459,673	9.2	91.1
COGs	341,164	370,196	8.5	101.8
Gross Profit	79,847	89,477	12.1	56.5
Op. Exp	28,684	31,119	8.5	23.6
Op. Income	51,163	58,358	14.1	82.5
Non. Op.	10,337	11,296	9.3	178.3
Pre-Tax Profit	61,500	69,654	13.3	93.3
Income Tax	-12,244	-14,103	15.2	77.5
Net income	49,256	55,551	12.8	97.7
EPS (NT\$)	20.05	22.46		

EPS is calculated on concurrent shares outstanding and FX

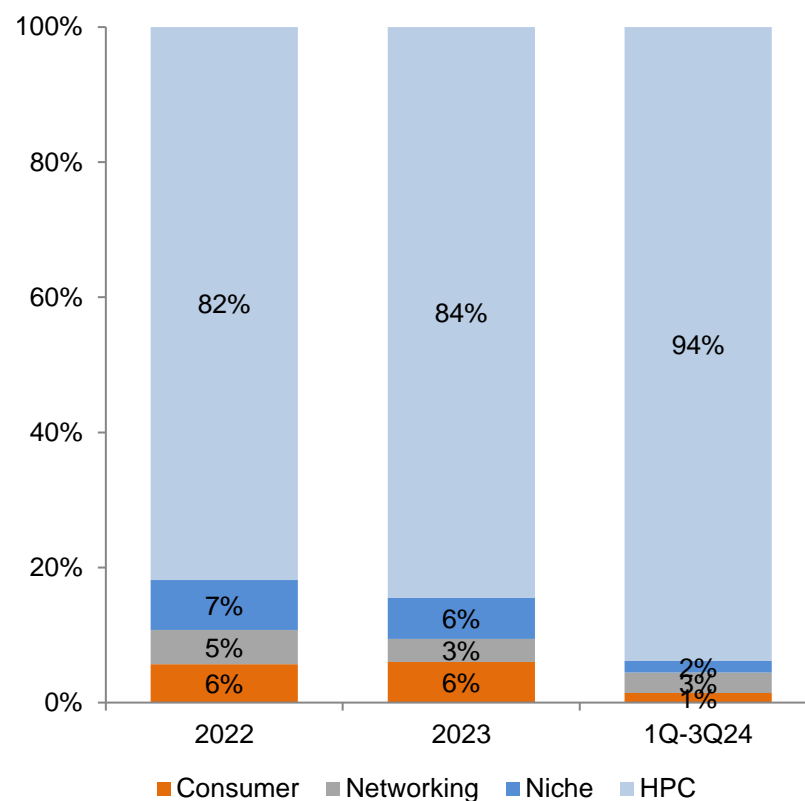
依應用別之營收組成



單季組成



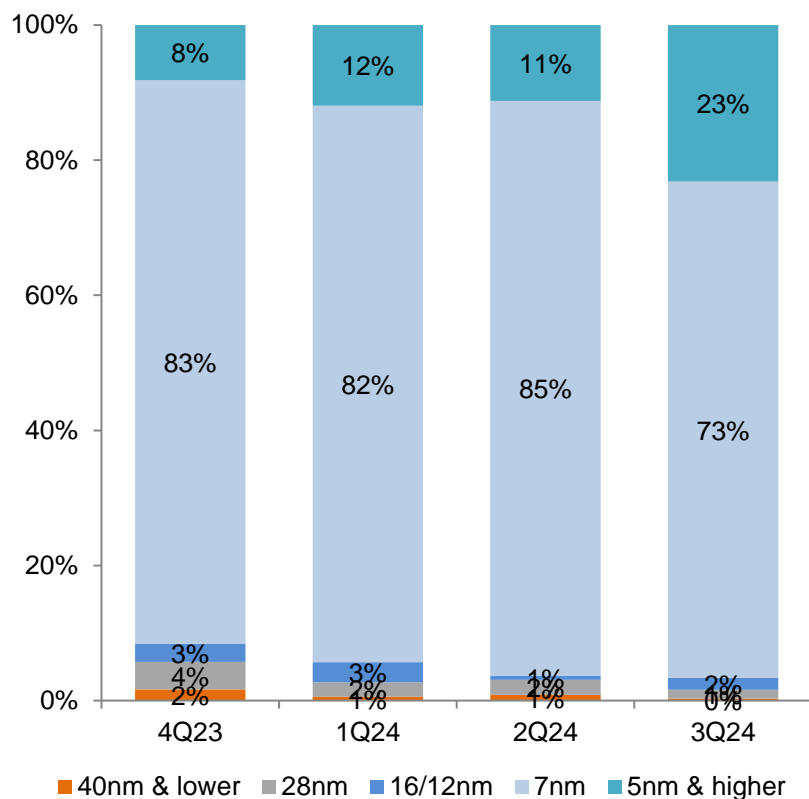
年度組成



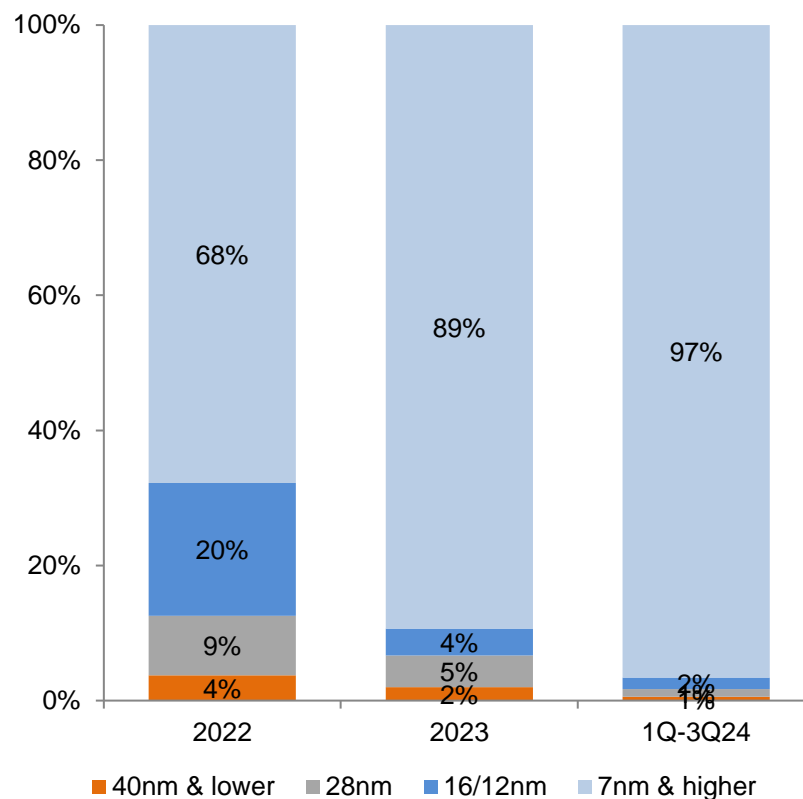
依製程別之營收組成



單季組成



年度組成

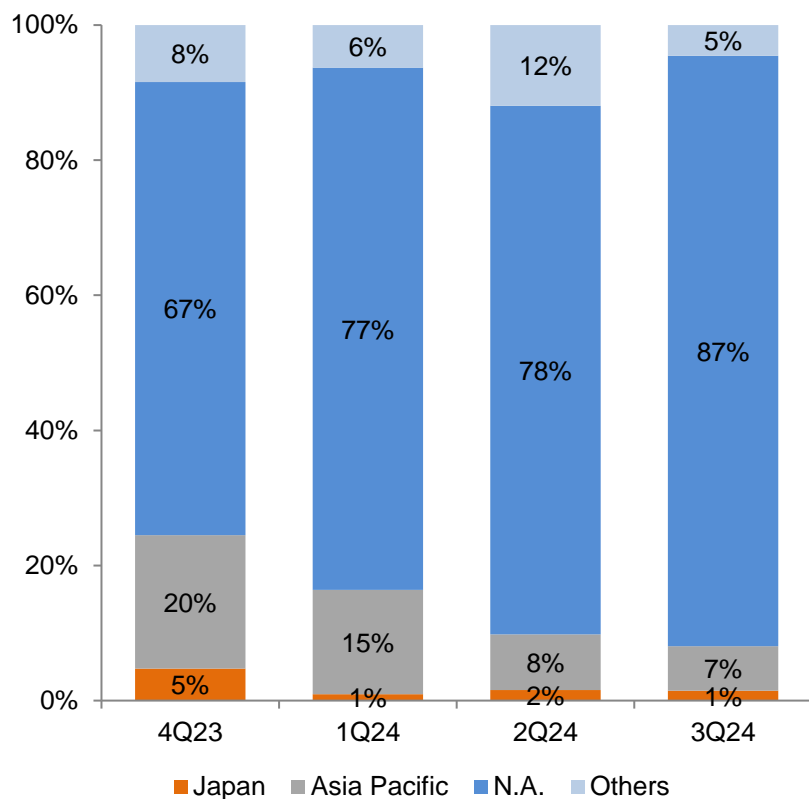


Advanced process node means 40nm or better

依地區別之營收組成



單季組成



年度組成



第三季營運回顧



營收及獲利皆創單季歷史新高

- 單季營收新高主因為對北美客戶的7奈米AI晶片出貨優於我們之前預期
- 除上述之7奈米AI晶片出貨之外，另一北美IDM客戶的5奈米AI晶片也於第三季開始貢獻顯著營收，為另一營收成長動力

第三季單季獲利新高，毛利率小幅成長

- 第三季毛利率為19.5%，相較於第二季小幅成長
- 設計營收之季成長加上量產營收組成優化為第三季毛利率改善之主要原因
- 業外受益主要來源為利息所得



Q&A

www.alchip.com

