



(3661 TT)

世芯電子

2024年第四季法人說明會

Feb 27th, 2025

Silicon Heart of  AI

Safe Harbor Disclaimer




This presentation contains forward-looking statements, including statements about business outlook and strategy, and statements about historical results that may suggest trends for our business. These statements are based on estimates and information available to us at the time of this presentation and are not guarantees of future performance. Actual results could differ materially from our current expectations as result of many factors, including: our financial performance, including our net revenue, cost of revenue, operating expenses and ability to sustain profitability; our planned capital expenditures; our ability to expand our customer base; our ability to expand our product and service offerings; the impact of seasonality on our business; our ability to remediate the material weaknesses and significant deficiencies in our internal control over financial reporting; our ability to stay abreast of modified or new laws applying to our business; and our spending of the net proceeds from this offering. Except as required by law, we undertake no obligation to update any forward-looking statements, whether as a result of new information, future events, or otherwise.



- This meeting will be in English, If you need Chinese presentation slides, please go to MOPS to download the Chinese version
- Participants please write down your questions to host through Team's message function with your and your company name
- Please use the “raise hand” function through Teams for the Q&A session, the host will unmuted you for your questions
- The video and audio content of this meeting will upload to MOPS (Market Observation Post System)

世芯電子一覽



總經理報告



- 第四季及2024年全年總結
- 未來營運展望
- 地緣政治風險管理
- 結論

2024第四季損益



US\$'000	3Q24	4Q24	QoQ (%)	YoY (%)
Revenue	459,674	404,103	-12.1	38.8
COGs	397,638	318,433	-19.9	41.6
Gross Profit	89,477	85,670	-4.3	29.3
Op. Exp	31,119	31,419	1.0	17.0
Op. Income	58,358	54,251	-7.0	37.6
Non. Op.	11,294	9,007	-20.3	71.6
Pre-Tax Profit	69,653	63,253	-9.2	41.6
Income Tax	-14,103	-6,305	-55.3	-31.7
Net income	55,550	56,948	2.5	60.7
EPS (NT\$)	22.4	23.0		

EPS is calculated on concurrent shares outstanding and FX

2024全年損益



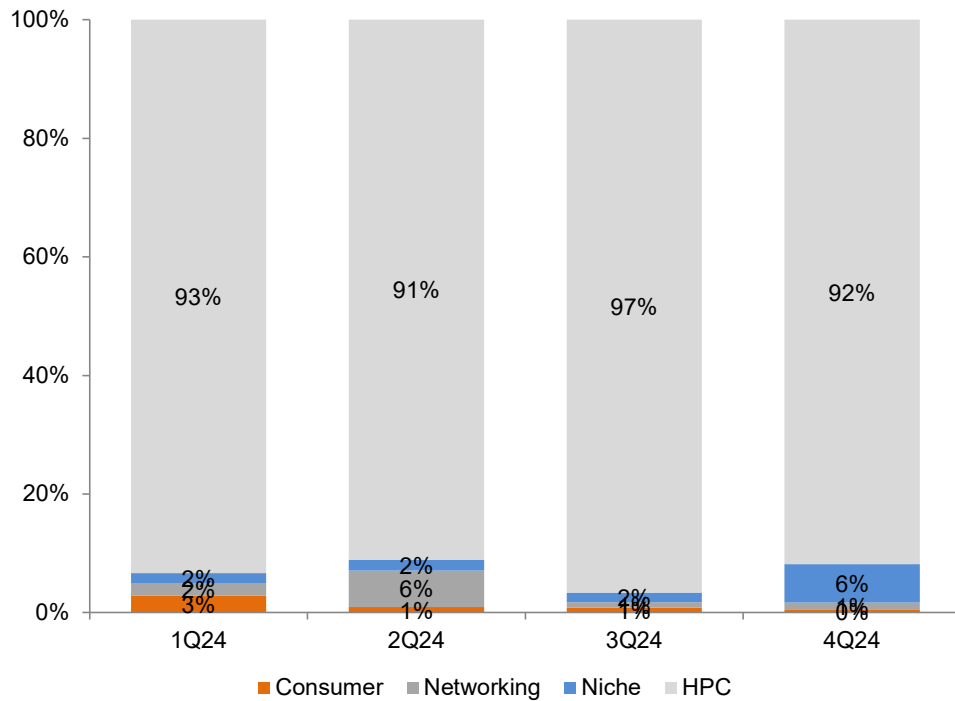
US\$'000	2023	2024	YoY (%)
Revenue	978,385	1,618,353	65.4
COGs	760,303	1,300,684	71.1
Gross Profit	218,082	317,669	45.7
Op. Exp	97,354	115,366	18.5
Op. Income	120,728	202,303	67.6
Non. Op.	14,007	40,850	191.6
Pre-Tax Profit	134,735	243,153	80.5
Income Tax	-28,154	-42,402	50.6
Net income	106,581	200,751	88.4
EPS (NT\$)	45.5	81.3	

EPS is calculated on concurrent shares outstanding and FX

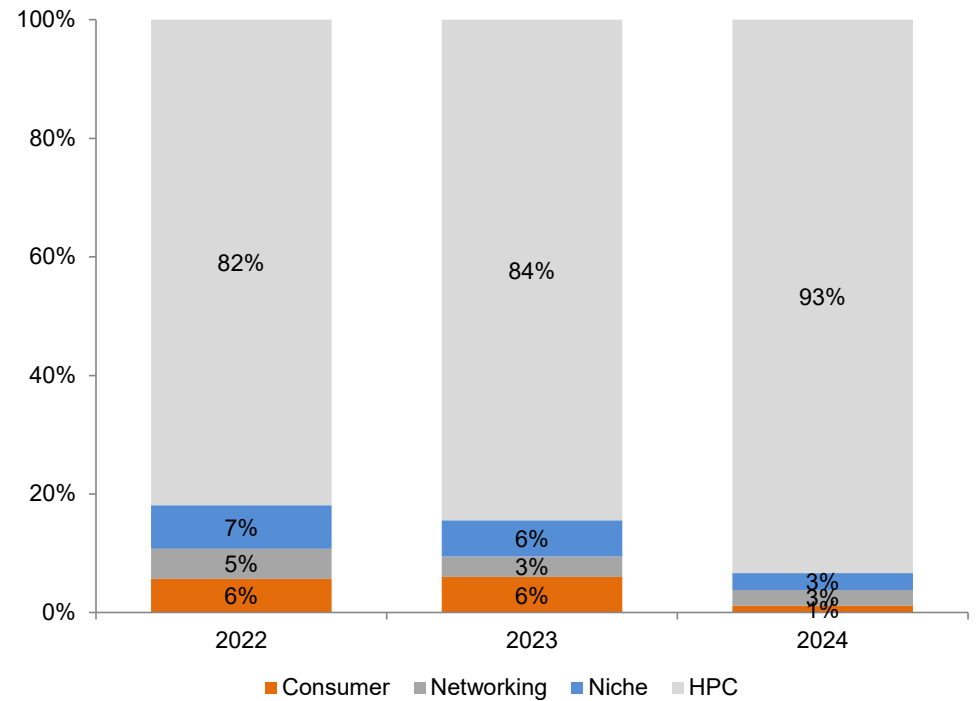


營收應用分布

季度分布



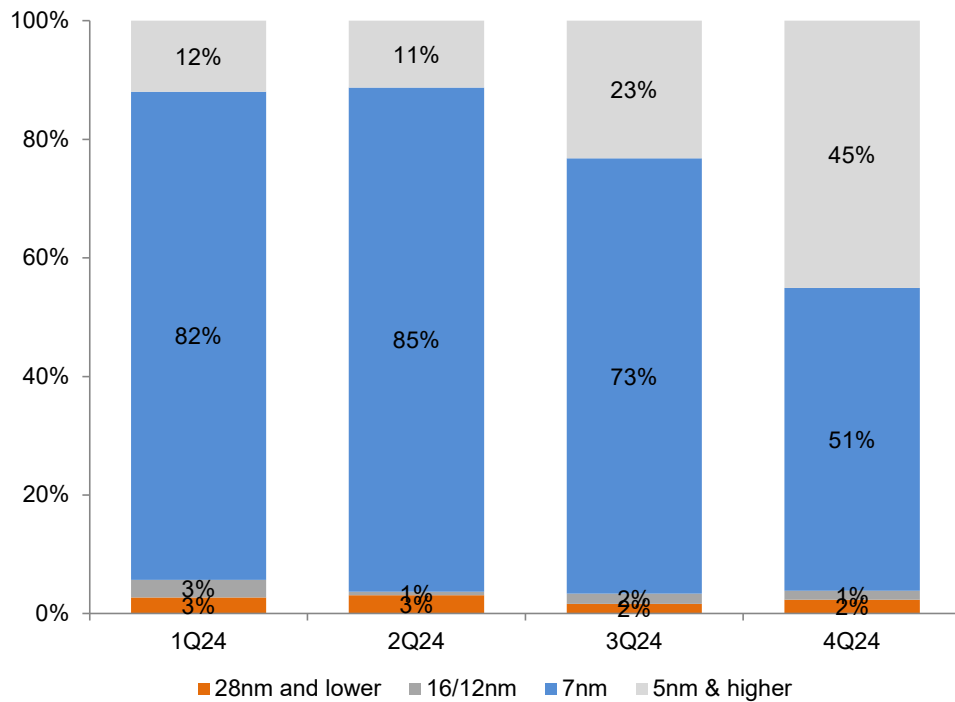
年度分布



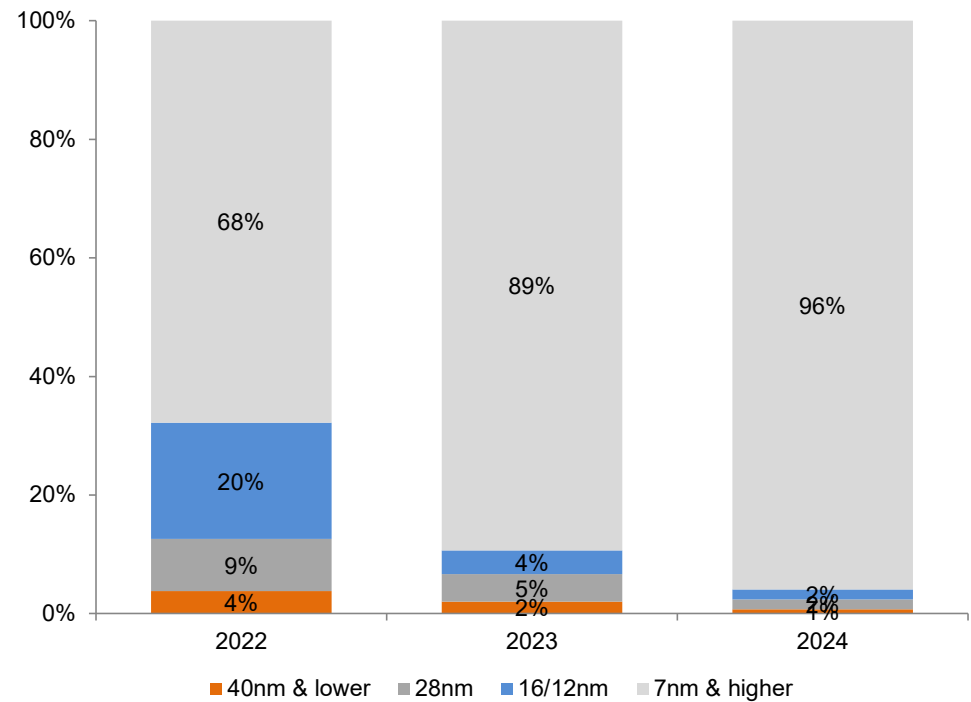


營收製程分布

季度分布



年度分布

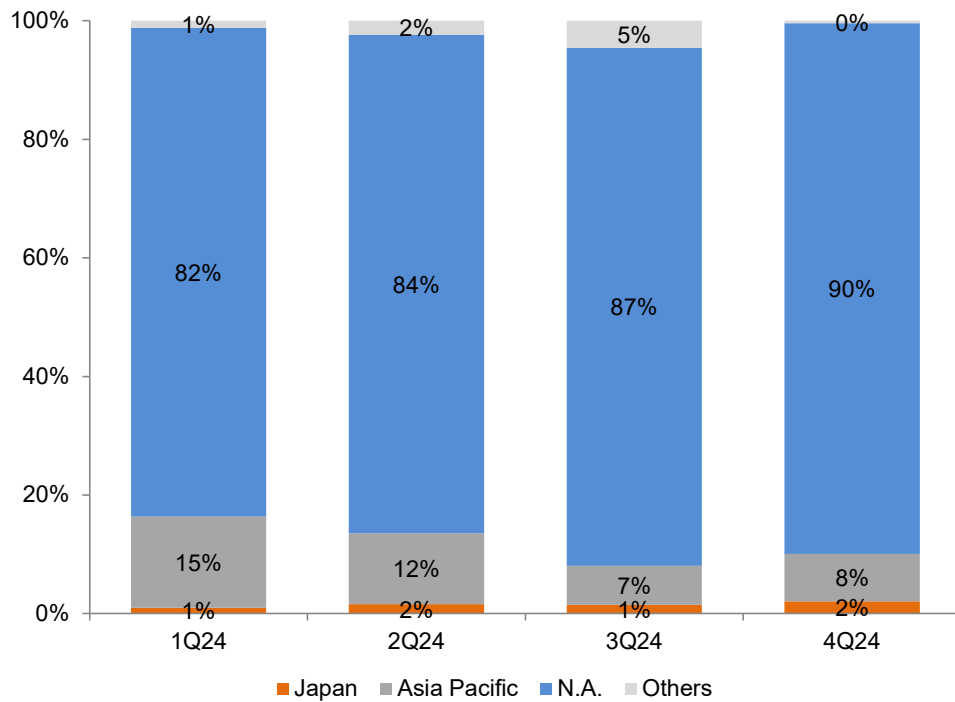


Advanced process node means 40nm or better

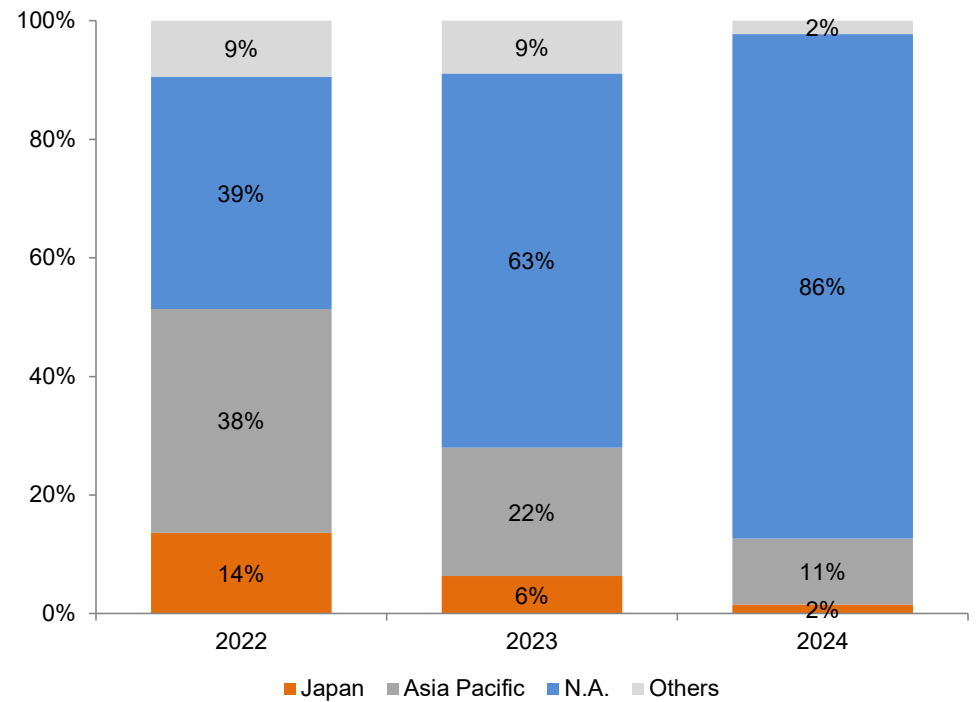


營收地區分布

季度分布



年度分布






2024年第四季及全年營運回顧

雖去年第四季營收較為疲軟，但稅後淨利仍創下歷史新高

- 去年第四季營收季減12%，年增39%，其中營收季減之主要原因為，隨銷售至北美雲端客戶之七奈米人工智慧晶片逐漸進入生命周期尾端，出貨量逐漸下滑
- 雖然去年第四季營收環比下滑，但獲利仍創下歷史新高來到US\$57mn，季增3%、年增61%，主要為毛利率改善所致
- 較佳之營收組合為毛利率改善之主要原因

2024年整體來說表現亮眼

- 2024年全年營收成長65.4%，獲利成長88.4%，其主因為對北美雲端運營商之7nm人工智慧晶片出貨強勁所致
- 稅後淨利成長幅度超過營收成長幅度之主因為持續成長之營運效率及較高之業外收益，業外收益提高之主因為利息收入的成長
- 2024年營收及獲利皆為公司歷史新高



Thanks!

www.alchip.com